

Rio Grande Council
Camp
Charles F. Perry
94th Anniversary
2021 Summer Camp
Leader's Guide



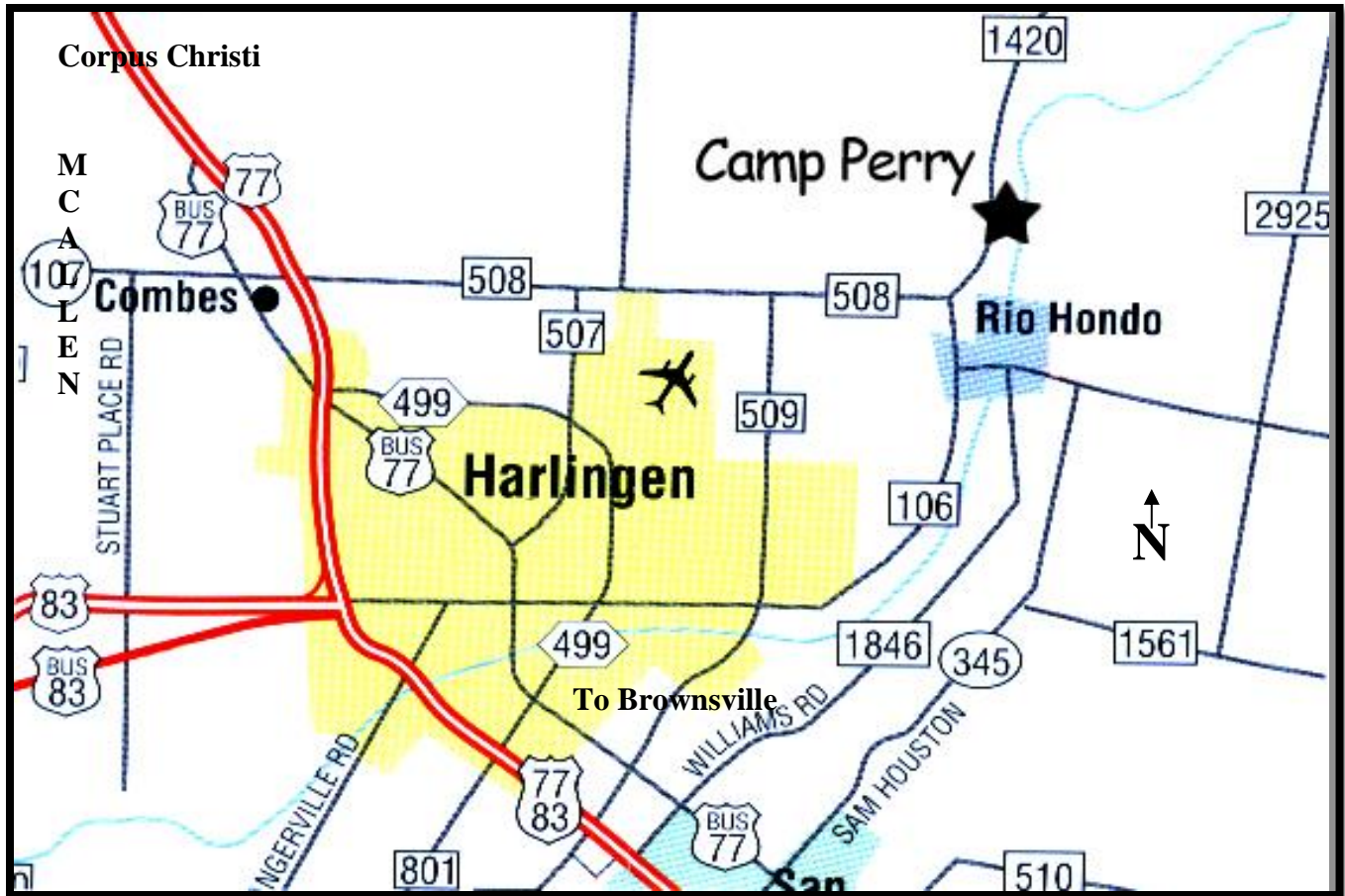
A tradition since 1927

Updated on 05/19/2021

TABLE OF CONTENTS

Map to Camp Perry and Camp Perry Layout	3-4
Greetings from the Camp Director	5
Summer Camp Dates and Fees	6
Incoming Mail & Maverick Scouts Troop 1927.....	7
Welcome to Camp	8
Program Areas	9
Merit Badge Schedule for Camp Perry	10
ATV & BMX Schedule.....	11
Required Consent Form For ATV	12
Required Consent Form For BMX	13
Daily Schedule for Camp Perry.....	14
Laguna Station Merit Badge Schedule	15
Participant Requirements for Scouts Going to Laguna Station	16
Merit Badge Pre/Post-Requisites	17-18
Merit Badges.....	19
Aquatics (Pool)	19
Aquatics (Docks)	20
Scoutcraft	21
Handicraft	22
Nature	23-24
Shooting Sports (Range)	24
Camp-Wide, Troop, Adult Leader Programs	25
Camp Perry Pioneers "CP ² "	26
Awards	27
For Leaders – Before and During Camp.....	28-30
Order of the Arrow	30
Individual Scout Equipment	31
Troop Equipment.....	32
What to Bring to Laguna Station.....	33
Tips on Clothing at Laguna Station.....	34
Unit Medical Equipment for a Unit at Laguna Station.....	35
Policies and Procedures/Wednesday Family Night!.....	36-39
Emergency Procedures	40-41
Contact Information.....	42
Routine Drug Administration Record.....	43
Adult Leader Application for Participation	44
Disclosure/Authorization Form	45
Campsite (Troop Area) Inspection Sheet.....	46

MAP TO CAMP PERRY



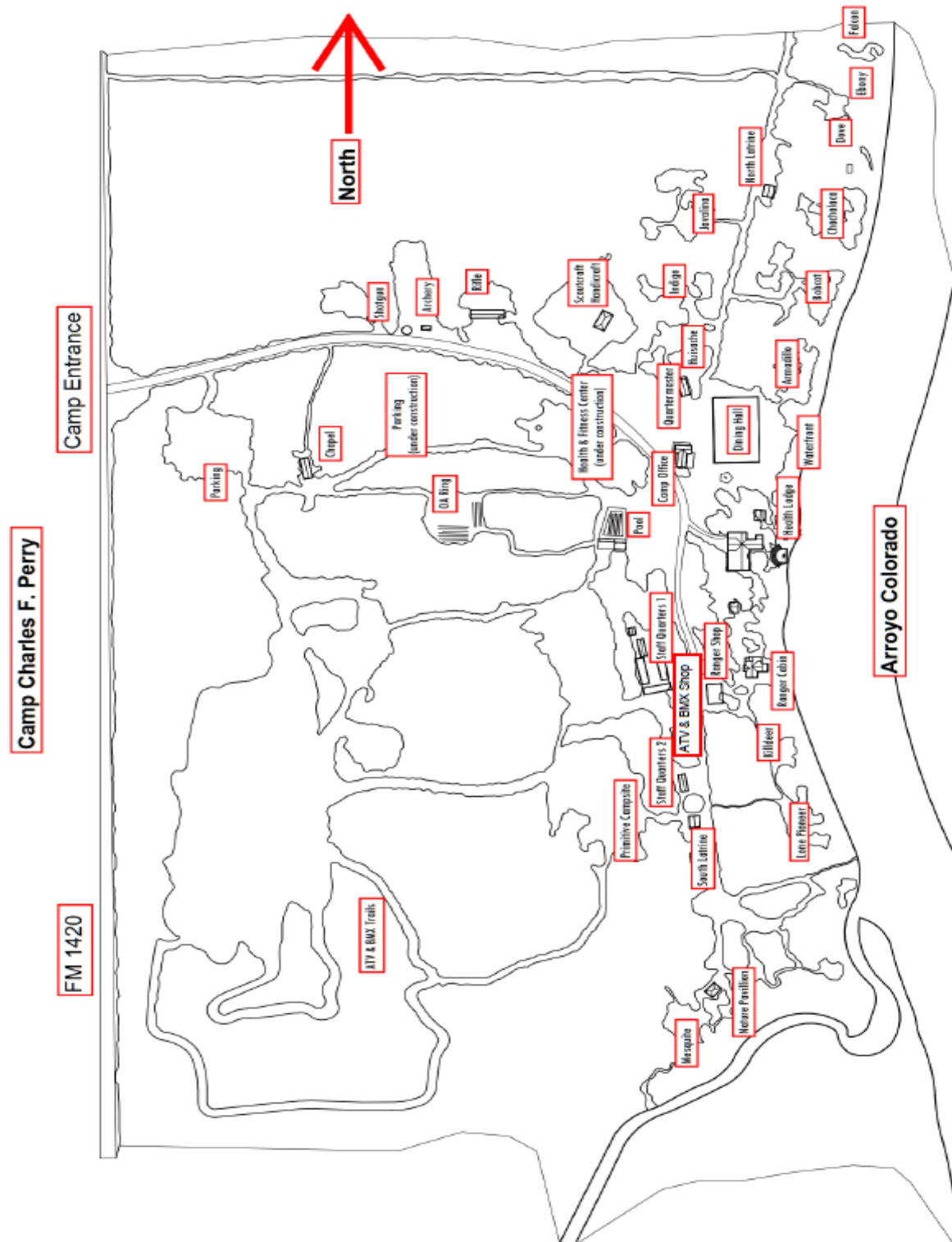
DIRECTIONS

Camp Charles F. Perry
19980 FM 1420
Rio Hondo, Texas 78583
(NOT A MAILING ADDRESS)

To reach Camp Perry from 77 Northbound:
Exit FM 508, East on 508 towards Rio Hondo, and approximately 7.2 miles.
Turn North on FM 1420
Camp will be approximately 2 miles on the right

To reach Camp Perry from 77 Southbound:
Exit FM 508, East under the over pass, on 508 towards Rio Hondo, approximately 7.2 miles.
Turn North on FM 1420
Camp will be approximately 2 miles on right.

CAMP PERRY LAYOUT



GREETINGS FROM THE COUNCIL CAMPING COMMITTEE

Nestled in the heart of the Rio Grande Valley, on the Arroyo Colorado, is the historic Camp Charles F. Perry: Texas' longest continuously operating Boy Scout Camp. The 2021 Summer Camp season will mark the 94th Anniversary of summer camp for the Rio Grande Council at Camp Perry.

Our summer camp staff and I have worked diligently to develop the most enjoyable and successful program for all scouts. From Tenderfoot through Eagle Scout, from 11 to 17 years old, there is a program designed to benefit each rank and age group.

All of Camp Perry's administrative directors are tenured graduates of the Boy Scouts of America's National Camping School. All other youth staff members are fully trained and eager to assist members of your troop. The main objective of the entire staff is to offer all scouts and scouters a flexible and well-rounded program.

The fun and adventure of camping for a week with friends is a priceless milestone for any scout. Camp Perry's fees remain reasonable so that youth and adults may have a great summer camping experience at the lowest possible price. Price changes reflect the extra cost of COVID precautions.

This guide is designed to help you and your troop *BE PREPARED* for a memorable time at summer camp. Please read through it carefully, and imagine your scouts engaged in a dynamic week of "fun with a purpose" in the Rio Grande Council.

Dr. Jake Margo
Jake Margo, Camping Committee Chair

SUMMER CAMP DATES AND FEES

Summer Camp Weeks:	Dates:
Leader Orientation	May 8, 2021, 4PM – 6PM
Staff Week	June 14-19, 2021
Week 1	June 21-25, 2021
Week 2	June 28-July 2, 2021
Week 3 (Sabbath Friendly Week)	July 5-July 9, 2021
Week 4 (Hybrid-Virtual Week)	July 12-July 16, 2021

Camp Fees:	Youth	Adult
Camp Perry Program	\$300	\$150
Camp Perry/Laguna Station Island Adventure	\$390	\$174

Camp reservations are made through the Scout's unit. All fees are paid through the unit reservation. Camp Perry Late Fees after May 7 are \$325 for Youth and \$175 for Adults. Camp Perry/Laguna Station late fees after May 7 are \$420 for Youth and \$205 for Adults.

Camp Fees may be paid by the unit in installments as follows:

	January 2	March 1	April 1
Camp Perry Youth	\$100	\$100	\$100
Camp Perry Adult	\$50	\$50	\$50
Laguna Station Youth	\$130	\$130	\$130
Laguna Station Adult	\$58	\$58	\$58

Adult Leader Incentive: For every multiple of eight Scouts registered and paid in full on or before May 7, 2021, the unit may designate one adult leader to attend at no charge.

Summer Camp Incoming Mail

Incoming mail will be delivered to the camp office, usually before the dinner meal. We encourage family members to write to scouts while at camp. Mail typically takes 2-3 days to reach Camp Perry from anywhere in the Valley. To ensure that letters and cards arrive on time, parents may want to send them at the very beginning of the week, and no later than Wednesday.

Outgoing mail should be deposited in the outgoing mail tray in the camp office by 10:00 AM.

Mailing Address:

***CAMP PERRY, BSA. ATTN: Scout Name, Troop 1234
P.O. BOX 2424
HARLINGEN, TX 78551***



MAVERICK SCOUTS – Troop 1927

Camp Perry recognizes that there are scouts who would like to come to summer camp even though their own troop may not attend. This can be accomplished by placing Maverick Scouts with other scout troops that are registered for the week. Depending on the number of registered Maverick Scouts, a BSA volunteer adult over the age of 21 may be appointed to act as Scoutmaster for Maverick Troop 1927.

We will do our best to place individual youth (Maverick Scouts), with a troop under its own adult leadership. When scouts have been placed, the Scoutmaster, or appointed staff Scoutmaster, will contact each scout and his family directly. The scout will be treated as a member of the Maverick Troop if assigned to one during camp. There is online registration specifically for individuals needing the Maverick Scout option.

Troop 1927

WELCOME TO A CAMP WITH EXCITING PROGRAMS

Camp Perry Summer Camp Leaders,

Greetings! As we prepare for the upcoming summer camp season, we look forward to seeing you and your scouts interact with our energetic, camper-focused staff. We want you all to become immersed in the many traditions that have made Camp Perry “home” for so many scouts and scouters for the past 93 years.

In 2018, a program enhancement task force reevaluated our camp programs and looked for new and exciting opportunities to add to Camp Perry this year. We will have new adventures, as well as keep some of the old traditions from past summer camps. This year, Camp Perry will have:

NEW! Camp Activities

NEW! Pool, Dining Hall, Docks, Health & Fitness Center

NEW! Administration and Staff

Continuing! A Sabbath-Friendly Week

Improved! First-Year Camper Program and Curriculum

Laguna Station-Island Adventure (Scouts 13 yrs. +)

Wewanoma Lodge Internet Café (Adult Leaders Only)

Merit Badge Programs

We look forward to seeing all of you for an unforgettable week of summer camp at Camp Perry. See you soon!

PROGRAM AREAS

Camp Perry has seven separate program areas that are run by knowledgeable and energetic staff. Five of these areas focus on essential scout skills and merit badges. One is our new ATV and BMX program with dedicated trails. The other area is home to the “Camp Perry Pioneers” (CP²) program.

Camp Perry Pioneers is a program that targets younger scouts and provides them the opportunity to learn rank requirement skills for Scout through First Class, along with First Aid and Swimming Merit Badges. More information on this program area can be found on page 26 of this Leader's Guide.

Merit badges are designed to fit into five class sessions per day. The class schedule is broken down to three sessions in the morning and two additional sessions in the afternoon.

This year, we are continuing our Laguna Station Island Adventure where scouts at least 13-years-old can go to Camp Perry Sunday through Wednesday and earn merit badges designed for older scouts. On Thursday, scouts will be transported to Laguna Stat to go surfing, paddle boarding, fishing, and kayaking. Friday will be a fieldtrip to Beach Park at Isla Blanca.



How to read the M.B.S. (Merit Badge Schedule)

Beginning from left to right the MBS reads as follows:

- **Merit Badge:** the merit badge or skill offered.
- **Schedule:** Class periods offered for specific badges or skills are indicated with shaded blocks

MERIT BADGE/SKILLS SCHEDULE FOR CAMP PERRY ONLY

1 st Period	2 nd Period	3 rd Period	LUNCH	4 th Period	5 th Period
9:00 AM - 10:00 AM	10:10 AM - 11:10 AM	11:20 AM - 12:20 PM	12:30 PM - 1:40 PM	1:50 PM - 2:50 PM	3:00 PM - 4:00 PM

AQUATICS (POOL)

Swimming			CP ² Only	LUNCH		
Instructional Swim						
Lifesaving						2 Hour Class
BSA Lifeguard	ALL DAY CLASS					ALL DAY CLASS

AQUATICS (DOCKS)

Canoeing				LUNCH		
Kayaking & Kayaking BSA						
Rowing						
Stand Up Paddleboarding						

SCOUTCRAFT

Camping				LUNCH		
Cooking						
Emergency Preparedness						
First Aid						
Personal Fitness						
Pioneering						
Wilderness Survival						
Search and Rescue						

NATURE

Bird Study				LUNCH		
Fish and Wildlife Management						
Environmental Science						
Nature						
Reptile and Amphibian Study						
Soil and Water Conservation						
Astronomy						
Weather						
Space Exploration						

HANDICRAFT

Art				LUNCH		
"Ba-ther-ving"						
Chess						
Painting						
Welding						

SHOOTING SPORTS

ATV & BMX SCHEDULE


Archery	2 HOUR CLASS		LUNCH	2 HOUR CLASS
Rifle Shooting		2 HOUR CLASS		2 HOUR CLASS
Shotgun Shooting		2 HOUR CLASS		2 HOUR CLASS

MUDEFLATS

BMX Biking*	1 st Period	2 nd Period	3 rd Period	LUNCH	4 th Period	5 th Period
	9:00 AM – 10:00 AM	10:10 AM – 11:10 AM	11:20 AM – 12:20 PM	12:30 PM – 1:40 PM	1:50 PM – 2:50 PM	3:00 PM – 4:00 PM

*The activity is available for one-hour periods, five periods per day. \$10.00 additional cost for consumables and supplies.

** The activity is limited to one period per week per Scout. \$10.00 additional cost for gasoline; be at least 13 years old; bring over-the-ankle boots, long-sleeve shirt, and long pants.



REQUIRED CONSENT FORM FOR BMX BIKING

ACTIVITY CONSENT FORM AND APPROVAL BY PARENTS OR LEGAL GUARDIAN

The recommended use of this form is for the consent and approval for Cub Scouts, Boy Scouts, Venturers, and guests to participate in a trip, expedition, or activity. It is required for use with flying plans.

First name of participant _____ Middle initial _____ Last name _____

Birth date (month/day/year) _____ / _____ / _____ Age during activity _____

Address _____

City _____ State _____ Zip _____

Has approval to participate in (name of activity, orientation flight, outing trip, etc.) **BMX Biking at Camp Perry**

INFORMED CONSENT, RELEASE AGREEMENT, AND AUTHORIZATION

I understand that participation in Scouting activities involves the risk of personal injury, including death, due to the physical, mental, and emotional challenges in the activities offered. Information about those activities may be obtained from the venue, activity coordinators, or local council. I also understand that participation in these activities is entirely voluntary and requires participants to follow instructions and abide by all applicable rules and the standards of conduct.

In case of an emergency involving my child, I understand that efforts will be made to contact me. In the event I cannot be reached, permission is hereby given to the medical provider to secure proper treatment, including hospitalization, anesthesia, surgery, or injections of medication for my child. Medical providers are authorized to disclose protected health information to the adult in charge and/or any physician or health care provider involved in providing medical care to the participant. Protected Health Information/Confidential Health Information (PHI/CHI) under the Standards for Privacy of Individually Identifiable Health Information, 45 C.F.R. §§160.103, 164.501, etc. seq., as amended from time to time, includes examination findings, test results, and treatment provided for purposes of medical evaluation of the participant, follow-up and communication with the participant's parents or guardian, and/or determination of the participant's ability to continue in the program activities.

With appreciation of the dangers and risks associated with programs and activities including preparations for and transportation to and from the activity, on my own behalf and/or on behalf of my child, I hereby fully and completely release and waive any and all claims for personal injury, death, or loss that may arise against the Boy Scouts of America, the local council, the activity coordinators, and all employees, volunteers, related parties, or other organizations associated with any program or activity.

NOTE: The Boy Scouts of America and local councils cannot continually monitor compliance of program participants or any limitations imposed upon them by parents or medical providers. List any restrictions imposed on a child participant in connection with programs or activities below and counsel your child to comply with those restrictions.

List participant restrictions, if any: _____ None ☐

Participant's signature _____

Date _____

Parent/guardian printed name _____

Parent/guardian signature _____

Date _____

Area code and telephone number (best contact and emergency contact) _____

Email (for use in sharing more details about the trip or activity) _____

Contact the adult leader with any questions:

Name _____ Phone _____ Email _____



BOY SCOUTS OF AMERICA®

DAILY SCHEDULE FOR CAMP PERRY ONLY

For 2021, Camp Perry will have a five-day merit badge schedule. Merit badge classes will be offered Monday through Friday.

Do a Good Turn Daily

Time	Activity	Day of the Week
6:00 AM – 7:00 AM	Mile Swim and Bird Study/Fish and Wildlife Management/ Environmental Science/ Nature/Astronomy Observation Period	Tuesday - Friday
7:15 AM	Flag Ceremony – ALL TROOPS	Tuesday – Friday
7:30 AM	BREAKFAST* *Meet on Parade Grounds for Grace before each meal	
8:15 AM	Adult Leader Meeting	Tuesday - Friday
9:00 AM - 10:00 AM	1 st Period	
10:10 AM - 11:10 AM	2 nd Period	
11:20 AM - 12:20 PM	3 rd Period	
12:30 PM	LUNCH*	Monday - Friday
1:30 PM – 1:45 PM	Senior Patrol Leader (SPL) Meeting	
1:50 PM - 2:50 PM	4 th Period	Monday - Thursday
3:00 PM - 4:00 PM	5 th Period	
4:15 PM - 5:15 PM	Open Pool, Docks, Ranges, BSA Mile Swim Practice	
6:15 PM	Flag Retreat – ALL TROOPS	Monday – Thursday
6:30 PM	DINNER*	
7:30 PM - 9:00 PM	Evening Program	
9:30 PM – 12:30 AM	Astronomy Observational 3 Hours (1 Day Only)	
11:00 PM	LIGHTS OUT	

LAGUNA STATION MERIT BADGE/SKILLS SCHEDULE

1 st Period	2 nd Period	3 rd Period	LUNCH	4 th Period	5 th Period
9:00 AM - 10:00 AM	10:10 AM - 11:10 AM	11:20 AM - 12:20 PM	12:30 PM - 1:40 PM	1:50 PM - 2:50 PM	3:00 PM - 4:00 PM

AQUATICS (POOL)

Swimming				LUNCH		
Snorkeling BSA						

AQUATICS (DOCKS)

Canoeing				LUNCH		
Kayaking & Kayaking BSA						
Rowing						
Motor Boating						
Stand Up Paddleboarding						

NATURE

Fishing				LUNCH		
Fish and Wildlife Management						

PARTICIPANT REQUIREMENTS FOR SCOUTS GOING TO LAGUNA

- ✓ Participants must be registered members of BSA.
- ✓ Participants must be at least 13-years-old by January 1st of the year of attendance.
- ✓ Participants must be able to pass the standard BSA swim test.
- ✓ All participants must have a Class III BSA Medical Form, including a current health history supported by a medical evaluation within the last 12 months. Inquire early about the medical requirements for participation.
- ✓ *One member of each crew must have a current certification in First Aid and CPR.*

Laguna Station strives to minimize risks to participants and adult leaders through emphasizing proper safety precautions. Most participants do not experience injury during their adventure precisely because they are aware of the risks involved and because they exercise proper safety precautions. If you are planning to attend Laguna Station, you should be physically fit, have proper clothing and equipment, and be willing to follow the instructions of your staff member, work as a team, and take responsibility for your own health and safety. By studying this Leader's Guide, a crew can be properly prepared for the contingencies that may arise during your adventure.

Parents, guardians, adult leaders, and participants in Station programs are advised that our programs, and journeying to and from the Station, can involve exposure to accident, illness, and/or injury associated with a physically demanding high adventure program conducted in a sometimes-hostile aquatic environment.

Participants may be exposed to severe weather conditions such as high heat and humidity, tropical storms and intense tropical sun. Other possibilities include sunburn, heat exhaustion, heat stroke, dehydration, asthma and heart attacks.

Sea creatures such as stingrays, anemones, sea urchins, jellyfish and sharks pose little or no threat if safe distances and respect are given to them.

Laguna Station is dedicated to the mission of serving young people in a safe, educational and enjoyable aquatic environment. We are prepared for contingencies, trained for emergencies, and able to act in an expedient manner in case of emergencies. The Station staff is trained in First Aid, CPR, preventing accidents, and in reacting and responding to accidents, injuries and illness. Furthermore, professional medical services such as hospitals and physician's offices are a short distance from Station programs and the Station maintains a working agreement with these facilities.

We hope that this information will motivate leaders, parents, guardians and participants to be prepared and informed. By working together as well-prepared and informed scouters.

2021 MERIT BADGE PRE/POST-REQUISITES

***A signed letter from the scout's Scoutmaster attesting that the scout has completed each pre/post-requisite will be needed for validation. This validation should either be provided before camp to the Program Director or on the first day of classes.**

Materials and supplies will be available at the Camp Perry Trading Post.

PROGRAM	PRE/POST-REQUISITES*	ADD.'L COST/AGE LIMIT/MISC.
AQUATICS		
POOL		
Swimming, Snorkeling BSA	Be prepared to complete BSA swimmer test as outlined in Req. #2 of Swimming merit badge and Req. #1 in Snorkeling BSA at Camp Perry	Bring swim trunks, water shoes, Snorkeling equipment e.g. (Snorkel, goggles with nose cover, flippers.
Instructional Swim	None	Bring swim trunks, water shoes
Lifesaving	Req. #1a (#1b will be done at Camp Perry)	Bring swim trunks, water shoes
BSA Lifeguard	Pre-Req.: A, #24	Be at least 15 years old, bring swim trunks, water shoes, and a copy of a valid First Aid/CPR card provided 120 days within course completion.
DOCKS		
Canoeing	Be prepared to complete BSA swimmer test as outlined in Req. #2 of Canoeing merit badge at Camp Perry	Bring swim trunks, water shoes
Kayaking & Kayaking BSA, Rowing	Be prepared to complete BSA swimmer test as outlined in Req. #2 of Kayaking and Rowing merit badges at Camp Perry	Bring swim trunks, water shoes
BSA Stand Up Paddleboarding	Be prepared to complete BSA swimmer test as outlined in Req. #2 of BSA Stand Up Paddleboarding activity badge at Camp Perry	Bring swim trunks, water shoes
SCOUTCRAFT		
Camping	Req.: #4, #5e, #7, #8c, #8d, #9	Paperwork may be done prior to camp
Cooking	Req. #4	\$10.00 for cooking supplies and groceries. Bring a kitchen apron, if possible
Emergency Preparedness	Req.: #1, #2c, #6c, #7, #8b (bring to Camp Perry)	None
First Aid	Req.: #1	\$10.00 for first aid supplies Materials will be included for Req.#2d
Personal Fitness	Req.: #1, #8	None
Pioneering	Req.: #2a	None

Search and Rescue	Req.: #6	None
NATURE		
Bird Study	Req.: #2 (optionally done prior to camp, bring to Camp Perry), #7, #8	Bring binoculars, if possible
Fish and Wildlife Management	Req.: #5	Bring binoculars, if possible
Environmental Science	None	
Reptile and Amphibian Study	Req.: #8	
Astronomy	None	Telescopes are available at camp
Weather	Req.: #9	
Space Exploration	None	\$10.00 for rocket supplies
HANDICRAFT		
Art	None	\$10.00 for art kit
Basketry	None	\$14.00 for seat top kit, round reed basket, and square flat reed basket
Leatherwork	None	\$8.00 for leatherwork kits
Wood Carving	Req.: #2a	\$12.00 for Wood Carving kit Bring eyewear protection, if possible
Painting	None	Bring eyewear protection
Welding	None	\$10.00 for welding supplies Bring eyewear protection
SHOOTING SPORTS		
Archery	None	\$10.00 for archery kits, glue, bow lines
Rifle Shooting	Req.: #1f (bring to Camp Perry)	\$10.00 for ammunition, cleaning supplies, and target copies
Shotgun Shooting	Req.: #1f (bring to Camp Perry), #1i	\$10.00 for clays, shotgun shells, and cleaning supplies
CAMP PERRY PIONEERS (CP²)	Please see "Pre/Post-Requisites" for First Aid and Swimming Merit Badges; Meet the "Boy Scout Joining Requirements as outlined in the <i>2020 Boy Scout Requirements</i> handbook. For more information on the CP ² program, please view pg. 26 of this Leaders Guide.	\$ 32.00 includes the following: compass, homemade first aid kit, certificates, leatherwork kit, rope, and foil pack supplies. Bring a pocket knife to earn Totin' Chip Bring blue jeans or other pants for Swimming Merit Badge Requirement.

AQUATICS (POOL)

The Camp Perry pool area is home to swimming-based merit badges and activities. The programs held here are designed to improve a scout's skills in the water. The pool is also the location of a few mid-week camp activities and swimming competitions.

AQUATICS PROGRAMS (ACTIVITY BADGES)



INSTRUCTIONAL SWIM - Non-swimmers and those who cannot finish the BSA Swim Test, will finally have a chance to work on their swimming skills with supportive lifeguards. Scouts can work toward passing the swim test by the end of the week.



BSA LIFEGUARD – This training program can be completed in one week but it requires commitment. Candidates must attend early morning sessions as well as practice during Troop Swim and Open Swim. The minimum age to receive this certification is 15. Please show evidence of current training in American Red Cross First Aid and American Red Cross CPR/AED for the Professional Rescuer or equivalent (includes any training for a camp health officer recognized by BSA national camp standards). Must be completed within 120 Days.



MILE SWIM BSA - This program will require four hours of practice throughout the week with practice occurring every day. Mile Swim will start out with short distances and will build up to a full mile swim. Scouts who complete this activity badge will earn the BSA Mile Swim Award.

AQUATICS MERIT BADGES



SWIMMING

This Eagle-required merit badge is one of the most popular and useful merit badges a scout can earn. All requirements, including the BSA swim Test will be performed during summer camp at Camp Perry.



LIFESAVING

This is an advanced merit badge which challenges scouts to reach new limits.

AQUATICS (DOCKS)

The “Docks” are home to Camp Perry’s boating merit badges and are located along the Arroyo Colorado. Here, along the river, our staff places emphasis on a scout’s awareness of Safety Afloat and teaches him methods to master his skills on the water.

AQUATICS PROGRAMS (ACTIVITY BADGES)



BSA STAND UP PADDLEBOARDING - The BSA Stand Up Paddleboarding (SUP) award introduces Scouts to the basics of SUP on calm water, including skills, equipment, self-rescue, and safety precautions.

AQUATICS MERIT BADGES



CANOEING

While canoeing on the Arroyo Colorado, scouts will learn the basics of water safety. This course can be difficult for younger, smaller scouts. There will be extra practice time during Open Boating. A scout must be classified as a Swimmer to take this merit badge.



KAYAKING (MERIT BADGE) & KAYAKING BSA (ACTIVITY BADGE)

This merit badge and activity badge will introduce scouts to recreational kayaking and help prepare them for advanced paddle sports such as touring/sea and whitewater kayaking.



ROWING

Rowing is a fun, but challenging badge. Scouts will need physical endurance to be able to keep up with the demand of this course. A scout must be classified as a Swimmer to take this merit badge.

SCOUTCRAFT



CAMPING

Learn about what is truly behind the principles of “Leave No Trace” and The Outdoor Code. This merit badge is challenging and fun to complete at camp! Scouts will find it helpful to complete as much paperwork as possible at home before camp



COOKING

Scouts will be challenged to cook for themselves a minimum of one breakfast, lunch, and dinner. This course will develop Scouts to make camp cooking simple



EMERGENCY PREPAREDNESS

This Eagle-required merit badge will help scouts prepare themselves for a variety of emergency situations.



FIRST AID

Scouts should have the basic first aid skills from Tenderfoot through First Class requirements before attempting this course.



PERSONAL FITNESS

Personal Fitness is an Eagle-required merit badge that is worth starting at summer camp. This badge requires 12 weeks of documentation for Requirements #7 and #8, which must be completed outside of camp.



PIONEERING

Learn the skills needed to build simple and complex structures using spars and lashings. Scouts should have the basic knowledge of pioneering (Second and First Class requirements). Participants will need time outside of class to complete projects and splicing. Bring own gloves and a pocketknife.



SEARCH AND RESCUE

This merit badge will cover skills for working around specialized teams such as aircraft, canine, and aquatic rescue teams. It will also identify differences between search and rescue environments, such as coastal, wilderness, rural, and urban landscapes.



WILDERNESS SURVIVAL

In their outdoor activities, scouts learn to bring the clothing and gear they will need, learn to make good plans, and to do their best to manage any risks. Gaining the skills of wilderness survival can help make everything right again.

HANDICRAFT



ART

Want to learn about art, painting and design? Take this challenging merit badge and discover the artist in you!



BASKETRY- LEATHERWORK – WOOD CARVING* ("BA-THER-VING") **All combined!*

BASKETRY

Make some homemade baskets, take them home and remember them forever! You'll have a chance to weave a round and square basket. Scouts may need to spend time outside of class to complete.



LEATHERWORK

Scouts who complete the requirements to earn the Leatherwork merit badge will explore leather's history and its endless uses. They will learn to make a useful leather item using the same types of raw materials that our ancestors used and be challenged to master skills like hand stitching, lacing, and braiding.



WOODCARVING

Have you ever tried carving wood with a pocketknife? This class is recommended for older scouts. Bring your sharp knife and Totin' Chip (a prerequisite). Please bring gloves and eye protection.



CHESS

The game of chess will teach a scout to use strategy and can improve his critical thinking skills. It's a game played on every continent around the globe. Take part in playing and learning the tradition of chess.



PAINTING

This merit badge provides an opportunity for scouts to learn more about painting, including both the artistic and practical aspects.



WELDING

Opportunities in the welding field are endless. Scouts earning the Welding Merit Badge can not only explore the fundamentals of welding, but also learn about the different career paths within the industry.

NATURE

The Nature Area is home to merit badges that focus on our environment and everything that makes it up, from the creatures of the air and the shifting of the earth to the mysteries of the ocean and the realms of space.



ASTRONOMY

In learning about astronomy, scouts study how activities in space affect our own planet and bear witness to the wonders of the night sky: the nebulae, or giant clouds of gas and dust where new stars are born; old stars dying and exploding; meteor showers and shooting stars; the moon, planets, and a dazzling array of stars.



BIRD STUDY

Birds are among the most fascinating creatures on Earth. Amateur birders have made many of the most important discoveries about birds and how they live. In pursuing this hobby, a scout might someday make a valuable contribution to our understanding of the natural world.



ENVIRONMENTAL SCIENCE

This Eagle-required merit badge includes a great deal of paper work, some that can be done at home. This is a very challenging merit badge and requires significant writing.



FISH AND WILDLIFE MANAGEMENT

Wildlife management is the science and art of managing the wildlife—both animals and fish—with which we share our planet. Maintaining the proper balance and the dynamics that go with it requires humankind's attention.



MAMMAL STUDY

A mammal may weigh as little as 1/12 ounce, as do some shrews, or as much as 150 tons, like the blue whale. It may spring, waddle, swim, or even fly. But if it has milk for its young, has hair of some kind, is relatively intelligent, and has warm blood, then it is a mammal.



NATURE

There is a very close connection between the soil, the plants, and all animal life - including people. Understanding this connection, and the impact we have upon it, is important to preserving the wilderness and our own well-being as members of the web of nature.



REPTILE AND AMPHIBIAN STUDY

Boys have always been interested in snakes, turtles, lizards, alligators, frogs, and salamanders. Developing knowledge about these captivating creatures leads to an appreciation for all native wildlife. Knowing about venomous species can help scouts be prepared to help in case of an emergency.



SOIL AND WATER CONSERVATION

Conservation isn't just the responsibility of soil and plant scientists, hydrologists, wildlife managers, landowners, and the forest or mine owner alone. It is the duty of every person to learn more about the natural resources on which our lives depend so that we can help make sure that these resources are used intelligently and cared for properly.



SPACE EXPLORATION

Space is mysterious. We explore space for many reasons, not least because we don't know what is out there. Our universe is vast and humans are full of curiosity. Each time we send explorers into space, we learn something we didn't know before. We discover a little more of what is there.



WEATHER

Meteorology is the study of Earth's atmosphere and its weather and the ways in which temperature, wind, and moisture act together in the environment. In addition to learning how everyday weather is predicted, scouts can learn about extreme weather such as thunderstorms, tornadoes, hurricanes, and how to stay safe.

SHOOTING SPORTS (RANGE)

This program area offers scouts the opportunity to participate in exciting shooting sports! Come and learn a new skill or master one you already have.

Visitors are not allowed in the Shooting Sports Area, due to safety reasons. Only staff members and scouts participating in the merit badge may be on the range. Scouts not currently taking the merit badge, but would like to work on completing badges previously started, must attain permission from staff before entering the range.



ARCHERY

Archery is great fun! (Some previous knowledge of this skill may be beneficial.) It is mandatory that scouts attend Open Archery to qualify for this merit badge.



RIFLE SHOOTING

To earn this merit badge, scouts must not only learn gun safety, cleaning, and proper use and positioning, but they must also score a reasonably high score on 5 targets with 5 shots each. It is mandatory that the scout also sign up for Open Rifle. This is a challenging merit badge and Scouts may find it difficult to qualify. Be prepared to spend time coming to every Open Shoot in order to qualify.



SHOTGUN SHOOTING

Please be aware that the shotguns are heavy. Physically smaller scouts may not be able to hold the shotgun, and if so, will not be able to complete the course. Scouts will need to hit 24 out of 50 targets.

CAMP-WIDE PROGRAMS

EVENING PROGRAMS

Every evening after dinner scouts and leaders are welcome to attend the special evening program. On **Monday evening** we will hold the Opening Campfire at the Waterfront Amphitheater at 8:30 PM, **Tuesday evening** will be Scouts Own Interfaith Worship Service at the OA Chapel, with Movie Night and cracker barrel to follow. **Wednesday evening** is FAMILY NIGHT, with the OA Callout in the Amphitheater at 8:30 PM. WEDNESDAY EVENING EVENTS WILL BE BROADCAST VIRTUALLY VIA THE INTERNET. **Thursday evening** will be the Scoutmaster Dinner in the OA Lodge. The Order of the Arrow ice cream social is during cracker barrel. **Thursday evening** will be the Scoutmaster Dinner & Closing Campfire at the Amphitheater. For Sabbath friendly week on July 3-10, 2021, we will hold the Opening Campfire at the Amphitheater on Monday at 8:30 PM. Everything else remains the same.



CAMP-WIDE TRIATHLON

This year, the camp-wide games will take place on Thursday evening. Troops will take part in competitions throughout the week to earn points. Most of these points will be earned in the “Camp Perry Triathlon” on Thursday evening. Troops may also earn points by participating in events, such as the Watermelon Shoot and Mile Swim, and/or by completing a conservation project at camp. Points will also be given for campsite inspection scores. A detailed list of these events and projects will be provided upon arrival at camp.

ADULT LEADER PROGRAMS

SCOUTMASTER COOK-OFF

On Thursday of each week, Camp Perry will hold its Annual Camp Perry Scoutmaster Cook-Off. Scoutmasters and Assistant Scoutmasters from each troop will face-off in a Dutch Oven competition. Troop leaders will need to choose a dessert, purchase the ingredients and supplies, set up their cooking area, and will have exactly two (2) hours to prepare, cook, and present their dishes at the Annual Scoutmasters Dinner. Prizes will be awarded to the first, second, and third place winners. Judges will be volunteers from non-camping troops and community leaders.



CAMP PERRY PIONEERS "CP²"

Camp Perry offers the CP² program to provide structured, basic scout skills as a part of the summer camp program for the first-year camper. The program involves new scouts in a patrol setting, led by CP² staff members. Scouts will participate in skills instruction and other advancement situations throughout day. Scouts will be organized into patrols, using the patrol method, and will work together during the same class all week. Scouts enrolled in the CP² program are not restricted to only Tenderfoot requirements, but will progress toward Second and First Class requirements. There will also be requirements completed towards First Aid, Swimming and Leatherwork Merit Badges. Totin' Chip, Firem'n Chit, and the Paul Bunyan Woodsman Award will be also be offered. Merit badge completion is not guaranteed, but it is possible.

The aim of the Camp Perry Pioneers program is to help scouts:

- Instill and follow the patrol method.
- Develop scout skills through fun and effective teaching.
- Participate in a long-term camping experience.
- Observe the Scout Oath and Law through the week of summer camp.
- Build excitement about scouting through meaningful ceremonies that recognize their achievements.
- Be prepared to participate in a controlled overnight wilderness campout with CP² staff, at the end of the week.

Requirements Addressed:

Tenderfoot: 1, 2, 3, 4, 5, 6a, 7, 7b, 8

Second Class: 1b, 2, 3a, 3c-d, 4, 5, 6, 8a-b, 9

First Class: 2, 3, 4, 5, 6, 7

How leaders can take advantage of this program:

While planning your CP² attendance, talk to new scouts and their parents about this program and what it offers. Encourage their attendance and encourage completion of some (or all) of the requirements which are not taught at summer camp. To get the most out of the CP² program we ask that new scouts attain the "Scout" rank before summer camp starts. This will allow the CP² staff to follow the Leader's Guide and start with completion of Tenderfoot requirements. Although this is highly encouraged and very helpful in progressing with the program, it is not required. CP² welcomes all first-year campers to its program regardless of rank completed.

Just like merit badge prerequisites, if scouts complete Tenderfoot requirement #6a thirty days before the start of summer camp, by the end of the week they may have only requirement #9, a Scoutmaster Conference, and a Board of Review remaining for advancing to Tenderfoot. Likewise, if scouts complete Second Class requirements: #1a, #3b, and #7 before summer camp, by the end of the week they may have only requirement #1, a Scoutmaster Conference, and a Board of Review remaining to advance to Second Class.

Finally, if the boys complete First Class requirements: #1a, #8, #9 and #10 before summer camp, then by the end of the week they may have only requirement #11, a Scoutmaster Conference, and a Board of Review remaining to advance to First Class (in addition to earning Tenderfoot and Second Class ranks).



Charles F. Perry with Gilbert the Camp Director

AWARDS



Camp Perry Spirit Award

Troops that show their scout spirit may be granted the coveted Camp Perry Spirit Award. To be awarded this honor, scout spirit must be present in a natural, everyday fashion. True evidence of scout spirit comes from the way a troop behaves at the swimming pool, to the way a patrol gives a special effort to make camp better for everyone. For this award, keep in mind the eighth point of the Scout Law and the Scout Slogan.

Camp Perry Award for Model Campsites

A troop's campsite arrangement and orderliness reflects upon the troop's standards. Living in a clean and well-organized campsite helps a scout feel pride in himself, his unit, and in scouting. Listed below are aspects of a well-organized troop campsite. A Camp Commissioner will visit your campsite during the day. The commissioner may share ideas with you about ways to improve your site. For your troop to be awarded a Model Campsite Award, it should possess the following attributes:

- ✓ U.S. and troop/patrol flags displayed with troop identification.
- ✓ Daily schedule, merit badge schedule, and troop/patrol duty rosters clearly posted.
- ✓ Wet clothing, towels, etc. hung on proper clothesline.
- ✓ Pitched tents should be in a proper line/formation with respect to size of campsite.
- ✓ Food and cooking gear, if any, cleaned and properly stored.
- ✓ Campsite clear of preventable hazards and safety issues with a visible first-aid kit.
- ✓ Campsite laid out with clear and safe walking lanes away from fire rings.
- ✓ Tents and flies pitched correctly and taut using proper knots.
- ✓ All tripping hazards or ropes connected to tents should be flagged in all needed areas.
- ✓ Tents marked with "NO FLAME IN TENT" stencil or sign.
- ✓ Campsite clean and litter-free; personal items stored; surfaces clean.
- ✓ Trash bags emptied regularly.
- ✓ Bulletin board with fireguard chart, emergency procedures, and intrusion procedures posted.
- ✓ Patrol flags or other markings so patrol areas are clearly identifiable.
- ✓ Sanitation supplies (hand-washing station) visible.
- ✓ Tarp, canopy, or dining fly for shade.

Extra Points:

- ✓ Troop/Patrol equipment properly stored (Axe Yard separate from central site and labeled/marked)
- ✓ Pioneering-style campsite improvement projects

Honor Camper

The youth and adult leaders of each troop may select honor campers for their patrols near the end of the camp week. These campers should exemplify scout spirit, a positive attitude, and should stand out from the other scouts in the troop. The maximum number on honor campers for each troop is one per patrol. Other Scoutmasters may also nominate scouts from another troop to truly exemplifying the Scout Oath and Law. All nominations should be turned into the Program Director and will be due on Thursday after dinner.

FOR LEADERS – BEFORE AND DURING CAMP



Prepared. For Life.™

BEFORE CAMP

Below are the items due at check-in for ALL attending during the week!

1. Scout Medication Log/Routine Drug Administration Record
2. Adult BSA Youth Protection Certification Copy
3. Adult Leader Registration Card Copy
4. Annual Health & Medical Records Copy for ALL ATTENDING FOR THE WEEK
5. Out of Council Units ONLY - Proof of Accident Insurance

In order to comply with the Texas Youth Camp Safety and Health Act, all leaders need to ensure that all adults who will be in camp are listed on the adult leader roster. **It must be submitted to the Rio Grande Council Office no later than May 7, 2021 or at the Leader Orientation at Camp Perry on May 8, 2021.**

Out-of-town units must bring proof of accident insurance documentation.

Scouts will need a Swim check and need to bring appropriate swim attire. It is suggested that you remind them to pack their swim trunks where it is easily accessible or wear it under their scout shorts at check-in Sunday.

Procedures: All scouts will be taken to the pool for the Swim Test Classification. Anyone not taking the swim check during summer camp, will be classified as a “Non-Swimmer”. The Troop Guide will complete the tour of camp, and drop you back at your campsite to complete setup.

Reminder: ALL medications, except those specifically required to be carried by the individual, **MUST** be turned in to the camp Health Officer upon arrival. They will be kept locked up for the duration of the week. Scoutmasters need to complete the medication log located in the appendix. Please ensure that any scouts on medication report to the Health Lodge to receive it at the required times.

Vehicles: No vehicles are allowed beyond the camp office, and definitely not permitted onto trails.

Campsites: Troops have found it helpful to bring a garden wagon to help transport items from the parking lot to their campsite. We have wheelbarrows available that may be checked out with the Quartermaster.

FOR LEADERS – BEFORE AND DURING CAMP

Flag Retreat & Dinner: All scouts should report to the parade grounds in field uniforms at 6:20 PM for flag retreat. All Scouts will be released from the parade grounds to the dining hall. All scouts should walk (rather than run) to the West Entrances of the Dining Hall, wash their hands and proceed to their assigned tables.

Onsite Leaders' Orientation Meeting: At least one adult from each troop **MUST** attend the leaders' introduction meeting immediately after dinner on Sunday (or Monday during Sabbath Week). The SPL is also encouraged to attend the meeting. The meeting will be held after dinner in the OA Lodge. If there are any scheduling or location changes, they will be announced during dinner or after the flag ceremony. At this meeting, leaders will need to turn in a headcount for the Thursday night Scoutmaster Dinner.

DURING CAMP

At no point during the week should a troop remain at camp without the Guide to Safe Scouting's two-deep leadership safety procedure in place. Leaders are asked to periodically check on scouts during merit badge classes to observe scouts.

In the warm summers at Camp Perry, we would like to ask that all leaders help us control dehydration. If a scout claims they have a headache, stomachache, are homesick, or aren't hungry, then ask them to drink water as they are probably on the verge of dehydration. We recommend a minimum of eight fluid ounces of water per hour for scouts in this environment.

Scoutmasters are welcome to utilize the *Wewanoma Lodge Internet Café* for accessing Camp Perry's WiFi internet. To receive the pass code, please visit the camp office.

Camp Perry will also have a list of service projects readily available for Scoutmasters to participate in. If you have a trade or skill, please help Camp Perry in a service project to improve camp life.

During summer camp, there will be several adult leader training courses taught. Please consult with the office for a schedule of Adult Leader Training.

Scout leaders also need to attend the daily Scoutmaster meeting. This meeting provides troop leadership with the opportunity to discuss problems with the camp staff, learn new things, and sign up for various activities. **It is mandatory that a minimum of one leader per troop attends this meeting.**

The Scoutmaster needs to oversee that the SPL (or his designee) attends the daily SPL meeting in the OA Lodge. This meeting will take place after lunch and will provide SPL's the opportunity to express concern, collaborate, and volunteer for events. They will also receive information regarding the daily campsite inspection, upcoming events, announcements, changes in program, and other information. **It is mandatory that each troop is represented at these daily meetings.**

CAMP CONCLUDES FRIDAY AFTER LUNCH.

Friday after lunch, once all troop gear has been removed from the campsite and the grounds have been picked up, the SPL or Scoutmaster may request that a staff member check their campsite. The staff members will guide troops, if needed, to any additional attention to the campsite, and then complete the process of checking out the troop and releasing the troop for departure.

Before departure, be sure to check the camp office for any last details and information, including the retrieval of medical forms. All scouts should check the Lost & Found to see if they have left any of their “stuff” behind.

ORDER OF THE ARROW

The Order of the Arrow is Scouting's National Honor Society, chartered by the National Council of the Boy Scouts of America. Youth and adult Wewanoma Lodge leaders occasionally will be present during the weeks of camp. We also have an OA Camp Chief that is a paid member of Camp Perry summer camp staff that will act as a liaison, as well as other staff duties. The OA Camp Chief will also coordinate Wednesday night's OA Callout Ceremony, starting in the Waterfront Amphitheater at 8:30 PM. **The Callout Ceremony will be broadcast via the Internet.**

Wewanoma Lodge also supports camping and Camp Perry year around in myriad ways, just one of which is sponsoring several Camperships for scouts. The Lodge holds an Ice Cream Social on Thursday night during each week of camp in the OA Lodge.

INDIVIDUAL SCOUT EQUIPMENT

- Make sure to mark all personal items with name and troop number.
- Personal valuables (wallets, money, cell phone) should be left in a safe place and not visible.
- Health and safety are of upmost importance to Camp Perry Staff!!
- Scoutmasters: Remind scouts and parents that closed-toed shoes are to be worn at all times unless you are in your tent, pool, or showering.

<ul style="list-style-type: none"> ___ Signed Medical Report Form ___ Scout Handbook ___ Scout Uniform and Belt ___ Socks & Scout Socks (7-8 pairs) ___ Shorts & Scout Shorts ___ 5 -6 shirts (no tank tops) ___ Shoes (closed-toe) or Hiking Boots ___ Water Shoes (for swimming pool or waterfront) ___ Cap or Hat (for sun protection) ___ Underwear (7-8 pairs, at least) ___ Sleeping Clothes ___ Sleeping Gear (sheets are fine) ___ Pillow ___ Cot ___ Personal First Aid Kit ___ Poncho or Rain Coat ___ Towels & Wash cloth ___ Soap & Shampoo ___ Toothbrush & Toothpaste ___ Comb, Brush & Mirror ___ Flashlight (and extra batteries) ___ Pocket Knife & "Totin' Chip" ___ Insect Repellent (no aerosol) ___ Swimsuit (No cutoffs) ___ Sunscreen ___ Boy Scout Handbook ___ Water Bottle or Canteen and Cup ___ Spiral Notebook ___ Pen or Pencils ___ Completed Merit Badge Work ___ Spending Money ___ Matches / Lighter & Firestarter "Firem'n Chit" ___ Wristwatch ___ 2 Face Masks, Hand Sanitizer 	<p>Optional</p> <ul style="list-style-type: none"> ___ Backpack ___ Fishing Rod & Tackle ___ Camera ___ Bible and/or Prayer Book ___ Work Gloves ___ Dirty Clothes Bag ___ Combination Lock ___ Mosquito Netting ___ Rash Guard (for aquatic activities) ___ Sunglasses ___ Battery-Operated Fan ___ Trail Food/Snacks <p>Water Survival & ATV Clothing (for Scouts taking the Swimming or Lifesaving Merit Badges, or the ATV Program)</p> <ul style="list-style-type: none"> ___ Shoes ___ Over the ankle boots (ATV only) ___ Socks ___ Swimsuit (Swimming & Lifesaving only) ___ Long Pants ___ Belt ___ Long-Sleeved Shirt <p>Don't Bring:</p> <ul style="list-style-type: none"> • Fireworks • Sheath or hunting knives • Bicycles • Pets • Hammocks • Personal Firearms • Jewelry or other expensive items • Personal Bows & Arrows
----------------------------------------------------------------------------------------------------------------------------------------------------------------------------------------------------------------------------------------------------------------------------------------------------------------------------------------------------------------------------------------------------------------------------------------------------------------------------------------------------------------------------------------------------------------------------------------------------------------------------------------------------------------------------------------------------------------------------------------------------------------------------------------------------------------------------------------------------------------------------------------------------------------------------------------------------------------------------------------------------------------------------------------------------------------------------------------------------------------------------------------------------------------------------------------------------------------------------------------------------------------------------------------------------------------------------------------------------------------------------------------------------------------	------------------------------------------------------------------------------------------------------------------------------------------------------------------------------------------------------------------------------------------------------------------------------------------------------------------------------------------------------------------------------------------------------------------------------------------------------------------------------------------------------------------------------------------------------------------------------------------------------------------------------------------------------------------------------------------------------------------------------------------------------------------------------------------------------------------------------------------------------------------------------------------------------------------------------------------------------------------------------------------------------------------------------------------------------------------------------------------------------------------------------------------------------

TROOP EQUIPMENT



- Tents must display the warning “NO FLAMES IN TENTS” near tent entrance.
- Don’t forget the duct tape, thumb tacks, vice grips and other useful tools.
- Ice may be picked up in the kitchen.
- Ask in the camp office or Camp Director if you have any questions.

<ul style="list-style-type: none"> ___ Patrol flags ___ Lanterns (propane is favored) ___ Matches or lighters ___ Dining flies, poles, stakes ___ Hammers and other hand tools ___ 5-Gallon water jugs ___ Ice chests ___ Trash bags ___ Lockable storage container ___ Troop first aid kit ___ Compass ___ Shovels, rakes, hoes, bow saws, loppers ___ Rolls of surveyors marking tape ___ “Fine” black sharpie ® markers ___ Camp chairs ___ Hand Sanitizer ___ Extra face masks ___ Hand washing station 	<ul style="list-style-type: none"> ___ Troop sign (should include Troop #) ___ Troop flag ___ American flag ___ Twine & poles for lashing <p>Bulletin board:</p> <ul style="list-style-type: none"> ___ Bulletin board ___ Camp roster ___ Troop duty roster ___ Emergency procedures ___ Push pins, etc. (for bulletin board) ___ Scout schedule (only first name and last initial can be displayed) ___ Clock <p>Paperwork</p> <ul style="list-style-type: none"> ___ Troop advancement record ___ Troop Merit Badge pamphlet library ___ Leader’s Guide (This document)
-------------------------------------------------------------------------------------------------------------------------------------------------------------------------------------------------------------------------------------------------------------------------------------------------------------------------------------------------------------------------------------------------------------------------------------------------------------------------------------------------------------------------------------------------------------------------------------------------------------------------------------------------------------------------------------	----------------------------------------------------------------------------------------------------------------------------------------------------------------------------------------------------------------------------------------------------------------------------------------------------------------------------------------------------------------------------------------------------------------------------------------------------------------------------------------------------------------------------------------------------------------------------------------------------------------------------------------------------------------------------------------------------------------------------------------------

WHAT TO BRING TO LAGUNA STATION

Equipment List for Laguna Station

Duplicate this page for all your Troop/crew members.

- Uniform for travel and dinners
- Wet shoes or reef sandals, no open-toed shoes allowed
- Dry shoes (canvas suggested)
- 6 t-shirts (light colored)
- 3-4 pairs of shorts
- At least one long sleeve cotton shirt and light cotton pants
- 2 Bathing suits
- Light Rain Jacket (no ponchos)
- Wide-brimmed hat
- Sunglasses (polarized, if fishing)
- Personal Hygiene Kit (soap, toothbrush, toothpaste, etc.)
- 2 Face Masks
- Hand Sanitizer
- First Aid Kit
- Hand soap
- Extra face masks
- Hand Washing station
- 8oz of #30 Sunscreen or greater
- Lip balm with at least 30 SPF
- 3 towels
- 1 sheet and light blanket or sleeping bag
- 1 pillow
- Sleeping pad (optional, we provide cots in base camp)
- Mosquito repellent and netting, recommended, but save the receipt.
- Flashlight
- Pocketknife
- Camp chair
- Water Bottle (#1 forgotten item)
- Duffel bag for packing

Optional Items:

- Camera
- Fishing equipment
- Hammock

Out-of-council units will need proof of insurance.
Flip-flops are not appropriate footwear in the bay or on the jetties.

TIPS ON CLOTHING AT LAGUNA STATION

Pack your equipment in a duffel bag or backpack without a frame for the purpose of packing your gear onto our program vessels. Sailboats and power boats are not conducive to the storage and transportation of suitcases or non-crushable containers.

Shoes or sandals are required at all times on land or when walking in the water. Most participants find closed-toe sandals or water shoes to be comfortable and well-suited for your adventure. On the sailing vessels, you will essentially be participating in a barefoot cruise unless the weather and sea conditions dictate a need for shoes for protection. Do not bring black-soled shoes if you are participating in the sailing program because they will mark the deck of the boats.

Summer temperatures vary from 75° to 95°F night and day with high humidity, light breezes and occasional rain squalls. Concerns are to dress cool, have rain protection and sun protection. You will find yourself primarily dressed in t-shirts and swimsuits.

All participants will be required to wear a modest bathing suit for all aquatic activities. No bikinis will be permitted during camp activities. Two-piece “tankinis” are approved if they provide the approximate coverage of a one piece suit.

The official Scout uniform *for your program* is highly recommended for traveling to and from the Station, and is required for striking the colors. The “Pachanga attire”, which can be worn Friday at dinner and at closing ceremonies, can be any type of festive clothing such as Hawaiian print or tie-dye t-shirts.

A good quality rain jacket is desirable. A poncho is not recommended because the loose corners could get caught in boat parts.

Sleeping bag or bedroll: a bed roll of two sheets and a light blanket or a very light sleeping bag is all that is necessary in the summer. A foam pad or air mattress is recommended for participants in all programs. Both beach and sailboat decks are hard, unlevelled and uncomfortable for sleeping. Cots and tents are provided while in Base Camp.

UNIT MEDICAL EQUIPMENT FOR LAGUNA

Each crew should bring its own first aid kit. This is for the treatment of minor injuries. All Station vessels carry an additional first aid kit as well. The treatment of minor injuries is up to the crew leader or the crew's trained first aider. The treatment of injuries that the crew does not feel capable of treating is at the discretion of the Station Medical Officer.

Suggested Supplies For Your Crew First Aid Kit:

Adhesive Tape 1" x 5 yards	"Tylenol"
Antacid	"Swimmer Ear" Ear Drops
Antibiotic Ointment	Hydrocortisone Cream
Aspirin (limit access to adults)	Ammonia
Assorted Sizes of Band-Aids	Disposable Latex Gloves
Motion Sickness Medicine	Ace Type Bandage
Chapstick—SPF 30 minimum	Antihistamine
Disposable Alcohol Wipes	Chemical Ice Pack
Insect Repellent	Needle
Meat Tenderizer	Oval Eye Patch
Rubbing Alcohol	Small Bar of Soap
Safety Pin	Thermometer
Sun Screen (#30 Minimum)	Triangular Bandage
Tweezers	Gauze Pads 3x3
Hand Sanitizer	Hand Soap
Extra Masks	

Note: This is a basic first aid kit. For more specific medical needs, the Station maintains a health lodge and first aid kits on all vessels and program areas.

Sea Sickness: The Station suggests that your troop's/crew's first aid kit contain motion sickness medication. We further suggest that your crew members check with their individual physicians regarding a motion sickness medication. We find that the vast majority of participants will not experience sea sickness and encourage leaders to adopt an attitude that does not plant an expectation in participant's minds.

Sunburn: Sunburn can be quite dangerous, as well as uncomfortable, and can ruin your entire trip. Get a good tan at home before you come to South Texas. Start slowly at first, then increase the dosage as you see what you can take. Use a good sunscreen and cover those parts of your body that burn easily. Do not bring suntan oils; it makes boat decks very slick and can discolor decks. In the event of sunburn, loose fitting cotton clothing will protect you from further burning.

POLICIES AND PROCEDURES

Alcohol & Drugs

It is the policy of the Boy Scouts of America that the use of alcoholic beverages and controlled substances is not permitted at encampments or activities on property owned and/or operated by the Boy Scouts of America, or at any activity involving participation of youth members.

Tobacco/Nicotine

Adult leaders should support the attitude that they, as well as youth, are better off without tobacco in any form and may not allow the use of tobacco products at any BSA activity involving youth participants. This includes the use of electronic cigarettes, personal vaporizers, or electronic nicotine delivery systems that simulate tobacco smoking.

All scouting functions, meetings, and activities should be conducted on a smoke-free basis, with smoking areas located away from all participants located at the overflow parking lot/dumpster area. References: Scoutmaster Handbook, No. 33009, and Boy Scout Handbook, No. 34554

Medical Marijuana

It is unacceptable for anyone to use or be under the influence of medical marijuana at or during any scouting activity.

Campsites & Equipment

Each Campsite has a definite size regarding scout capacity. This is done to accommodate small and large troops alike. The Camp Director reserves the right when necessary, to transfer a troop to a site that would be best for the troop.

Campsites

Your campsite is your home. Scouts and scouters should not enter another troop's campsite without permission. Your campsite is your troop's private property for the duration of your stay, and unauthorized visits and/or "raiding" will be cause for dismissal from camp.

Campsite Equipment

Each campsite is equipped with a metal fire ring and picnic table. Fire rings will not be allowed if a fire ban is in effect. Fire rings should not be physically moved according to Leave No Trace principles.

Health and Safety

A staff of commissioners will be available to help scout leaders solve problems during their stay. They will also conduct a daily campsite health and safety inspection beginning Monday morning.

Inspections

Housekeeping is an important part of camping, each patrol and troop is expected to keep its own site and assigned camp area clean and orderly at all times. Campsites will be inspected daily.

Trash

Each troop must bring a trash container and trash bags to be used to keep camp clean. Trash will need to be collected and placed in the side parking lot dumpster on a daily basis in order to keep critters away.

POLICIES AND PROCEDURES (cont.)

Firewood

Fires in campsites may be permitted only with the approval of the Camp Director, provided there is not a fire ban.

Volatile Liquid & Fuel

Camp stove fuel, propane bottles, and similar products must be declared at check-in. Liquid fuel must be stored in approved containers and kept at a camp fuel storage container.

Fireworks

The Rio Grande Council, BSA prohibits the possession or use any type of fireworks on camp property. Violators will be dismissed from camp immediately.

Campers

Only registered members of Scouts BSA may attend camp. Cub Scouts, Venture Scouts, Explorers, or other non-scouting youth are **NOT** permitted at camp during the week except for valid reasons to visit and must check in at the camp office on arrival and departure.

Buddy System

Scouters are reminded that the Buddy System should be used **at all times** while at camp, not just during swimming time.

Hazing

Hazing or initiation of any form is considered child abuse, and will absolutely not be tolerated under the auspices of the Boy Scouts of America. **Any unit or scout who violates this policy will be dismissed from camp immediately.**

Telephones

In this day of cell phones and electronic devices, a wise scout leader should monitor scout use. Cell phones are not to be used during meals, merit badge classes, or at flag raising/lowering ceremonies.

Uniform

Each Scout should have at least one complete Official BSA Uniform to be worn each evening at dinner and flag retreat. In addition, some evening program activities, such as campfires, and religious services require use of the Official BSA Uniform. BSA policy recognizes official camp and BSA t-shirts used with scout shorts or pants and socks as an official activity uniform.

Trading Post

Items such as water & sports drinks, along with ice cream, snacks, soft drinks, handicraft kits, BSA literature, t-shirts, caps, etc. will be available. Trading post hours vary from day to day, depending on evening program.

Lost & Found

All lost and found items should be turned in and claimed at the camp trading post. All campers are encouraged to mark their troop number and name on **everything** they bring to camp. **DO NOT TAKE VALUABLES OR MONEY INTO THE POOL SHOWER AREA.**

POLICIES AND PROCEDURES (cont.)

Firearms & Knives

No personal archery equipment, slingshots, paintball gun type items, or firearms of any type are permitted on camp property at any time. Knives must be of the folding variety, preferably with locking blades.

SCOUTERS/ADULT LEADERS

Adult Leadership

- BSA Policy requires at least two (2) TRAINED adult leaders, which includes Scoutmasters, Assistant Scoutmasters and Troop Committee Members, be in camp at all times; one (SM's and CM's) must be 21 years or older, the second (ASM's) must be 18 or older. ALL ADULTS, MUST BE REGISTERED MEMBERS OF THE BOY SCOUTS OF AMERICA and be listed on the Summer Camp Adult Roster.
- All adults must have completed and approved the annual criminal background check (located on the last pages of this guide) for the 2020 calendar year.
- All adults must have completed the BSA Youth Protection Training. If training is not complete, YOU WILL NOT BE ALLOWED ON CAMP PROPERTY AND YOUR UNIT WILL HAVE TO WAIT UNTIL AT LEAST TWO ADULTS ARE PROCESSED.

Rotation/Replacement of Registered Adult Leaders

- Adult leaders may rotate with other adult leaders from their troop, if necessary. The Camp Director must be notified of any rotations/replacements, via a written or printed schedule given at check-in.
- Incoming replacement adult leaders must sign in at the office and the outgoing adult leaders must sign out. Replacement adult leaders should be briefed on troop status and summer camp activities before outgoing leaders depart.
- The payment of one camp registration fee covers meals for one person, so if both outgoing and replacement adult leaders want to eat at the same meal-time, then one of them must purchase a meal ticket from the camp office beforehand.
- ALL replacement adult leaders MUST meet the same requirements listed in the Adult Leadership section above.

Parents/Guardians and Visitations

- Parents/Guardians who wish to visit Camp Perry must be allowed to do so. However, they need to notify one of their troop's adult leaders before arriving, so one of the adult leaders may meet them and help them sign in at the office. The adult leaders can also figure out the best time for their arrival so it has the least impact on the work that the scout is putting into rank advancement, merit badges, and other scouting activities.
- Visiting parents/guardians MUST FOLLOW CAMP HEALTH RULES and may not spend the night at Camp Perry, and must be signed out and depart no later than 9:15 PM.

POLICIES AND PROCEDURES (cont.)

Automobiles

Cars, trucks, or any other motor vehicles are not permitted past the parking lot and driveway in front of the camp office. Vehicles must park in designated parking areas; and, absolutely NOT on the grass or side of the road, for camper safety. Violators will be towed at the owner's expense. All trailers must remain in the parking area in their designated area.

Leaders Lounge

The *Wewanoma Lodge Café* is available to adults as a lounge area. Admittance to the *Café* is restricted to SPL's (only during meetings) and to adult scouters. Access to wireless internet is available in the dining hall, office and lodge areas. The *Wewanoma Lodge Internet Café* is not part of the dining hall. **All staff, scouters, and scouts must eat in the dining hall with their troop.** All scouts are expected to remain outside this area unless accompanied by an adult scout leader for business purposes only.

Water & Program Areas

There will be an adequate supply of cool water available in all program areas. Scouts must bring a canteen, water bottle, or cup. Disposable cups (of any type) will not be provided.

Wildlife & Pets

Pets of any kind are not permitted at camp. Most feral animals on camp property are harmless, when left alone.

FAMILY NIGHT



**FAMILY NIGHT WILL BE OFFERED VIRTUALLY.
NO VISITORS WILL BE ALLOWED IN CAMP.**

EMERGENCY PROCEDURES

General Emergency Procedures

- Report all emergency situations (fires, accidents, etc.) to the nearest staff member.
- A staff member will report directly to the Camp Director or Program Director
- If the situation is evaluated as a camp-wide emergency, the bell near the dining hall will be rung, and the air horns/megaphone will be sounded to alert all persons in camp.
- On hearing the bell and signal:
 - All staff members will gather at the flag pole at the parade grounds.
 - All Scoutmasters, Troop Leaders and Scouts will report to the flag poles in the parade grounds.
- Emergency instructions will be given at the flag poles.

Fire

Campsites:

- Drop all canvas immediately after checking whether tents are occupied.
- Notify Camp Director, Program Director or Quartermaster immediately.
- **DO NOT ATTEMPT TO EXTINGUISH THE FIRE. NO TENT IS WORTH THE POSSIBILITY OF INJURING A SCOUT OR SCOUTER.**

Buildings:

- Evacuate building immediately.
- Notify Camp Director, Program Director or Quartermaster immediately.
- Stay away from building until given further direction by the Camp Director, Program Director or Quartermaster.

On camp properties (brush or grass)

- Contact any campsite in path of fire to evacuate the campsite (USE ALTERNATE CAMP TRAILS IF NEEDED).
- Notify Camp Director, Program Director or Quartermaster immediately.
- A camp-wide emergency will be signaled.

Lost Camper

- In the event a camper is reported lost, immediately contact the Camp Director or Program Director. At the same time, send a staff member or a reliable camper to the missing camper's campsite, his scheduled activity area for that period as well as any other likely place to determine the accuracy of this report. After these searches reported have returned negative, other likely spots have been searched, and the Camp Director or his representative has determined that the missing camper will not be found easily, then the alarm will be sounded for a camp-wide emergency.

If the assembly shows the camper to still be missing, consult with anyone who might have additional knowledge of his whereabouts and send additional searchers to those locations. Additional steps to be taken in sequence are: Arroyo Colorado bank search and camp-wide search until missing camper is found or the authorities are notified.

EMERGENCY PROCEDURES

Hurricane

- When severe weather related to the approach of a hurricane is reported to reach Camp Perry within 24 hours, all troop leaders will be notified to evacuate their scouts after breaking down their campsites.
- Staff members will be assigned to assist camp staff in gathering and storing of loose equipment to prevent loss and damage to both equipment and buildings.
- When the staff and the Camp Director determine that the camp is ready to weather the storm, all staff members will be released to return to their homes.

Lightning

- During periods of severe thunderstorms and lightning, all campers and staff members will take cover in the nearest building. All persons will refrain from making contact with metal flag poles, wall supports, etc.

Tornadoes

- **Warning:** when a tornado warning is given on the television or radio, an air horn will be sounded three short blasts three long blasts, three shorts blasts (SOS) to alert all persons in camp.
- Anyone hearing the signal will immediately implement normal emergency procedures and instruct everyone to take cover in low-lying areas such as the Arroyo Colorado bank or ditches. IF CONDITIONS ARE SEVERE TAKE COVER IN LOW LYING AREA IMMEDIATELY
- Sounding a series of three long blasts on an air horn will sound all clear.

Flooding

- In case of probable flooding, the boat dock area will be cleared of all equipment providing adequate time.
- Everyone will stay clear of the Arroyo Colorado and the Little Arroyo.
- Everyone will assemble at the dining hall for further instructions.

Serious Accident or Illness

- All serious accidents or illness will be reported directly to the Health Officer at the Health Lodge.
- If the Health Officer is not present, go immediately to the bell near the dining hall and ring it six times. Repeat with six rings in 15 second intervals until told to stop by an adult staff member.
- Report the nature and location of the accident to the Health Officer or the key staff member in charge and standby to direct a first aid team to the victim.

Contact Information

Position	Name	Number	Email
Scout Executive	Rudy Gonzalez	956-561-7222	rudymgonzalez@scouting.org
Camp Director	John Moreno	956-212-8371	Johnangel.moreno@scouting.org
Program Director	Joanne Guevara	956-454-2445	joanne.libbie@gmail.com

ROUTINE DRUG ADMINISTRATION RECORD

Routine Drug Administration Record

Name: _____ Campsite: _____
Troop No.: _____ Date of birth: _____ Classification: _____
Drug hypersensitivity: _____ Weight: _____

Prescribing Physician: _____
Medications: _____ Rx: No Yes Number(s): _____
Dosage: _____ Date filled: _____
Route: P.O. IM. S.C. S.L. Topical Inhalation Rectal
Times: PRN Daily B.I.D. T.I.D. Q.I.D. A.C. P.C. H.S.
Amount in bottle: _____ Comments: _____

Prescribing Physician: _____
Medications: _____ Rx: No Yes Number(s): _____
Dosage: _____ Date filled: _____
Route: P.O. IM. S.C. S.L. Topical Inhalation Rectal
Times: PRN Daily B.I.D. T.I.D. Q.I.D. A.C. P.C. H.S.
Amount in bottle: _____ Comments: _____

Prescribing Physician: _____
Medications: _____ Rx: No Yes Number(s): _____
Dosage: _____ Date filled: _____
Route: P.O. IM. S.C. S.L. Topical Inhalation Rectal
Times: PRN Daily B.I.D. T.I.D. Q.I.D. A.C. P.C. H.S.
Amount in bottle: _____ Comments: _____

Prescribing Physician: _____
Medications: _____ Rx: No Yes Number(s): _____
Dosage: _____ Date filled: _____
Route: P.O. IM. S.C. S.L. Topical Inhalation Rectal
Times: PRN Daily B.I.D. T.I.D. Q.I.D. A.C. P.C. H.S.
Amount in bottle: _____ Comments: _____

Prescribing Physician: _____
Medications: _____ Rx: No Yes Number(s): _____
Dosage: _____ Date filled: _____
Route: P.O. IM. S.C. S.L. Topical Inhalation Rectal
Times: PRN Daily B.I.D. T.I.D. Q.I.D. A.C. P.C. H.S.
Amount in bottle: _____ Comments: _____

Med Time	S	M	T	W	T	F	S

Med Time	S	M	T	W	T	F	S

Med Time	S	M	T	W	T	F	S

Med Time	S	M	T	W	T	F	S

Med Time	S	M	T	W	T	F	S

Position

Name

Signature

Initial

P.O. = by mouth
PRN = as needed
A.C. = before meals

IM = intramuscular
B.I.D. = two times a day
P.C. = after meals

S.C. = sub-cutaneous
T.I.D. = three times a day
H.S. = hours of sleep (taken at bedtime)

S.L. = sub-lingual-under-tongue
Q.I.D. = four times a day

INSTRUCTIONS: Sheet is for reproduction as needed. It should be three-hole punched and kept in a binder during camp week. Use one sheet for each camper with a prescription. Record all medicines brought to camp (up to FIVE medications per sheet). The medication, dosage and dosage schedule should be copied from the prescription. Record dispensing times and days in the blocks provided for each medication as they are dispensed. After camp, place sheet(s) inside the first aid log.

Rio Grande Council Camp

ADULT LEADER APPLICATION FOR PARTICIPATION

This form must be filled out *completely* and legibly. This form is REQUIRED from all adults over the age of 18 who will attend camp. Please print and use blue or black ink.

First Name: _____ Middle: _____ Last: _____

Address: _____

City: _____ State: _____ ZIP: _____

Phone #: _____ Birthdate: _____ Sex: _____

Driver License

State: _____ DLN#: _____

Social Security Number: _____

1. Are you registered with the Boy Scouts of America? ____ Yes ____ NO

If no, you must complete the registration process **before** attending camp. All participants must attach a copy of their registration card or an *official BSA* copy of the unit roster showing their name as a registered member of that unit.

2. Have you ever been convicted of a felony or misdemeanor? (You may answer NO if your conviction was ordered sealed, expunged or eradicated) ____ Yes ____ No

Conviction of a crime is not an automatic bar to participation. All circumstances will be considered, including what you were convicted of and how long ago. You must provide complete information about any conviction by attaching a separate statement.

3. Is your completed the BSA Online Youth Protection Training course current? ____ Yes ____ NO

If NO, you MUST complete this course and attach a copy of the certificate provided upon successful completion of the training. Training may be completed at the BSA Online Learning Center: <http://myscouting.org> If you have already completed the course, please attach the copy of the certificate to this form.

4. Personal information provided at the top of the form will be used to conduct a search in the Sex Offender Registration database to meet this state requirement.

The system used for the criminal background check will also conduct a check in the sex offender database. Both searches will be conducted at one time in our office, so there is no need to attach searches done by the unit.

5. As of May 16, 2010, ALL adults participating in a licensed youth camp in the state of TX MUST have a criminal background check (conducted annually) in order to determine if any person may be precluded from participation in a state licensed camp based on the results of this check.

The National Office of the BSA has made arrangements for councils in the state of Texas to conduct these background checks for all participants of their summer camp programs. The Rio Grande Council will conduct these checks on all participants to ensure compliance with the Texas Youth Camp Act.

By signing and submitting this application, you are authorizing a criminal background check and a search in the Sex Offender Registration database of yourself. This check will be made from public record sources. You also confirm that the information provided and attached to this form is true and not falsified in any way.

You must also sign the Disclosure & Authorization Form Attached.

Signed: _____ **Date:** _____

DISCLOSURE/AUTHORIZATION FORM

NOTICE TO APPLICANT REGARDING BACKGROUND CHECK

In order to safeguard the youth in our care, the Boy Scouts of America will procure consumer reports on you in connection with your application to serve as a volunteer, and the Boy Scouts of America may procure additional consumer reports at any time during your service as a volunteer in order to evaluate your continued suitability for volunteer service. The Boy Scouts of America has contracted with LexisNexis, a consumer reporting agency, to provide the consumer reports. LexisNexis may be contacted by mail at LexisNexis, 1000 Alderman Drive, Alpharetta, GA 30005 or by telephone at 800-845-6004.

The consumer reports may contain information bearing on your character, general reputation, personal characteristics, and mode of living. The types of information that may be obtained include but are not limited to Social Security number verification, sex offender registry checks, criminal records checks, inmate records searches, and court records checks. The information contained in these consumer reports may be obtained by LexisNexis from public record sources. **The consumer reports will not include credit record checks or motor vehicle record checks.**

The nature and scope of the consumer reports are described above. Nonetheless, you are entitled to request a complete and accurate disclosure of the nature and scope of such reports by submitting a written request to LexisNexis at the address listed above. Additional notices for applicants in California, New York, Minnesota, and Oklahoma are provided.

APPLICANT'S ACKNOWLEDGMENT AND AUTHORIZATION

I have carefully read this notice and authorization form and I hereby authorize the Boy Scouts of America and LexisNexis to procure a consumer report, which as described above will include information relating to my criminal history as received from reporting agencies. I understand that this information will be used to determine my eligibility for a volunteer position with the Boy Scouts of America. I also understand that as long as I remain a volunteer, additional consumer reports may be procured at any time. I understand that if the Boy Scouts of America chooses not to accept my application or to revoke my membership based on information contained in a consumer report, I will receive a summary of my rights under the Fair Credit Reporting Act and contact Information for the reporting agency, LexisNexis.

ADDITIONAL NOTICES TO CALIFORNIA, MINNESOTA, OKLAHOMA, AND NEW YORK APPLICANTS California

Under California law, the consumer reports described above that the Boy Scouts of America will procure on you are defined as investigative consumer reports. These reports will be procured in connection with your application to serve as a volunteer, and additional reports may be procured at any time during your service as volunteer in order to evaluate your continued suitability for volunteer service. The reports may include information on your character, general reputation, personal characteristics, and mode of living.

Under section 1786.22 of the California Civil Code, you may inspect the file maintained on you by LexisNexis, during normal business hours and with proper identification. You may also obtain a copy of this file, upon submitting proper identification and paying the costs of duplication, by appearing at LexisNexis offices in person, during normal business hours and on reasonable notice, or by certified mail upon making a written request. You may also receive a summary of the information contained in this file by telephone. LexisNexis will provide trained personnel to explain any information furnished to you and will provide a written explanation of any coded information. This written explanation will be provided whenever a file is provided to you for visual inspection. If you appear in person, you may be accompanied by one other person of your choosing, who must furnish reasonable identification.

For Applicants in California, Minnesota, and Oklahoma Only

You have the right to request a free copy of any report procured on you. If you wish to receive a free copy of any report procured on you, check the box below.

- ☐ I request a free copy of any report procured on me.

New York

As explained above, a consumer report will be requested in connection with your application, and additional consumer reports may be requested during the course of your service with the Boy Scouts of America. You have the right, upon request, to be informed whether or not a consumer report was requested and, if a consumer report was requested, of the name and address of the consumer reporting agency that furnished the consumer report.

My signature below indicates that I have read, understand, and accept the accompanying disclosures and acknowledgments.

First name _____ (No initials or nicknames) Please print. Middle name _____ Last name _____ Suffix _____

Signature of applicant _____ Date _____ Unit No _____.



BOY SCOUTS OF AMERICA

Campsite (Troop Area) Inspection Sheet

[*No evidence of food or cooking in troop area results in award of 15 points in place of marked items below.]

I. Site Selection and Tent Placement

(30 Points)

- A. Takes advantage of ground slopes, no ditching; avoids insects, cactus, obvious overhead danger. Shares space with other troops. (10)_____
- B. Tents properly erected; trim, securely anchored, guylines properly tied and marked. (10)_____
- C. Cover for shade or dining fly properly erected for run-off; trim, securely anchored. (10)_____

II. Fire, Firewood, and Wood Tools

(15 Points)

- A. Fire ring is isolated inside a 5ft. cleared radius. No fire left unattended (cold out). Fire Guard Chart utilized. All troops in a campsite are responsible for all fire rings in the campsite. (5)_____
- B. Firewood is protected from rain and dampness. (5)_____
- C. **Extra Points:** Axe yard required for wood tools present; sharp and stored. (5)_____

III. Health and Safety

(55 Points)

- A. Bulletin board with posted fire watch and duty rosters, daily camp and scout class schedules. (5)_____
- B. "No Flames in Tent" tags attached to or stenciled on EVERY TENT and FLY in troop area. (5)_____
- C. Trash receptacles nearly empty with no food (drop off garbage each morning at QM). (5)_____
- D. Location of adequate first aid kit visible to all. (10)_____
- E. Troop area and entrances clean, litter-free and in order; personal items stored; wet clothing and towels hung on proper clothesline. (5)_____
- F. Campsite clear of preventable hazards and safety issues. (5)_____
- G. Sanitation supplies visible; handwashing station; hand sanitizer; surfaces clean. (5)_____
- H. *Food adequately protected from contamination, spoilage, and critters. (5)_____
- I. *Dishes and utensils washed, sanitized, and properly stored. (5)_____
- J. *Cooking equipment and charcoal stored off the ground, protected, and cleaned. (5)_____

IV. Camp Improvements

(10 Points)

- A. US and troop flags properly displayed. (US flag on right side of the troop area entrance to a person facing out of the troop area) (5)_____
- B. **Extra Points:** Campsite improvements/camp craft. Created basically with natural material and put to practical use to make campsite more comfortable and convenient. Some examples are: utensil rack, pack rack, table, seat, boot scraper, tripod, etc. No holes dug deeper than 3"; no posts driven into the ground larger than 2" in diameter. (5)_____

Total Points (110 possible) _____

Scoring Categories

Troop area with a score from 100 to 110
Troop area with a score from 90 to 99
Troop area with a score from 80 to 89
Troop area with a score below 80

Blue Ribbon
Red Ribbon
Yellow Ribbon
No Ribbon

NOTE: To be eligible for the Camp Perry Award, Troops must receive two Blue Ribbons during their week of Summer Camp.