



2021 FALL FAMILY CUB SCOUTS SPOOKTACULAR

Noel P. Benavides Jr.
Pack 93
Arroyo
(956)212-0257
noelbjr1976@yahoo.com

HALLOWEEN

2021 Spooktacular - Program

Health & Fitness Center (Inside & Out) – Station 1

Teamwork – Rules – Sportsmanship – Referees

Shooting Sports – Station 2

Weapon Handling & Safety – Range Commands – Firing the Weapon

Dining Hall (Outside) – Station 3

Nutrition – Health – Healthy Food Choices

Old Dining Hall (Outside) – Station 4

Essential 6 – Outdoor Code – Hike

OA Ring – South Camp – Station 5 & 6

Campfire – Spooky Trail



2021 Spooktacular

- All Adults and Scouts must follow the Guide to Safe Scouting.
- Adult leaders must maintain their scouts during all camp activities.
- All Lions & Tigers must be accompanied by an Adult Partner.
- Scouts are to wear their scout uniform & scout rank hat.
- Scouts will complete a camp service project.
- Scouts BSA, Crews, & WEBELOS invited by a Scouts BSA Troop can camp Friday & Saturday Night.



2021 Spooktacular

- BALOO trained Cub Scout adult leaders may check their pack in Friday night to prepare camp to receive their scouts Saturday morning. (Temperature checks will be mandatory on Saturday morning.)
- **Facial Masks are required for adults and youth.**
- All Scouts will receive a lanyard identifying their scout rank.
- Shirt and patch included in the registration price!
- Lunch and dinner included in the registration price!
- Healthy Afternoon snack included in the registration price!



2021 Spooktacular - Meal Plan

Lunch

- Hotdog (All Beef w/Whole Grain Bun)
- Fruit Cup
- Fresh Garden Salad Mix
- Assorted Chips
- Tea – Lemonade – Water

Dinner

- Spaghetti and Meat Sauce
- New York Garlic Toast
- Fruit Cup
- Fresh Garden Salad Mix
- Tea - Lemonade - Water

*Menu and recipes tentative. Costing still in progress.



2021 Spooktacular Meal Plan

Healthy Snack

Make your own trail mix!

- Dried Fruits (Variety)
- Raisins, Craisins
- Chex Mix
- Honey Nut Cheerios
- Granola
- Clementine Oranges
- Gala Apples



*Menu and recipes tentative. Costing still in progress.

2021 Spooktacular Lions & Tigers

Lions



Lions on the Run - 100% Complete

1. Learn and demonstrate three exercises you can do each day.
2. Have Lions make a nutritious snack for the den.
3. Understand the importance of rest.
4. Participate as a den in Jungle Field Day.



Mountain Lion - 100% Complete

1. Gather the outdoor items you need to have with you when you go on an outdoor adventure and understand how they are used. Also understand and commit to practicing the buddy system.
2. Learn what SAW (Stay, Answer, Whistle) means. Demonstrate what you can do to stay safe if you become separated from the group when you are outdoors.
3. Demonstrate an understanding of respect for animals and nature when participating in a learning hike.

Lions & Tigers

Color: Red

8:30AM - 8:45AM	Opening Flag Ceremony
9:00AM - 11:00AM	Station 4 Old Dining Hall (Outside)
11:00AM - 12:30PM	Lunch
12:30PM - 3:00PM	Station 1 Health & Fitness
3:00PM - 4:30PM	Station 3 Dining Hall (Outside)
4:30PM - 6:00PM	Station 2 Shooting Sports
6:00PM - 8:00PM	Dinner
8:00PM - 9:00PM	Camp Fire Program
9:00PM - 11:00PM	Spooky Trail
11:00PM	Camp Site (Lights Out)



2021 Spooktacular Lions & Tigers



Lions & Tigers

Color: Red


8:30AM - 8:45AM	Opening Flag Ceremony
9:00AM - 11:00AM	Station 4 Old Dining Hall (Outside)
11:00AM - 12:30PM	Lunch
12:30PM - 3:00PM	Station 1 Health & Fitness
3:00PM - 4:30PM	Station 3 Dining Hall (Outside)
4:30PM - 6:00PM	Station 2 Shooting Sports
6:00PM - 8:00PM	Dinner
8:00PM - 9:00PM	Camp Fire Program
9:00PM - 11:00PM	Spooky Trail
11:00PM	Camp Site (Lights Out)



Games Tigers Play - 50% Complete



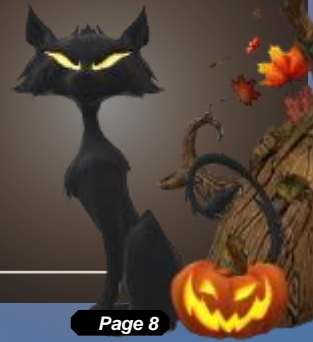
Tigers in the Wild - 60% Complete



My Tiger Jungle (Backyard Jungle) - 70% Complete



Tiger Bites - 40% Complete



2021 Spooktacular Wolf & Bear



Wolf



Call of the Wild - 70% Complete




Paws on the Path - 100% Complete



Running with the Pack - 100% Complete




Paws of Skills - 15% Complete



Wolf & Bear

Color: Blue

8:30AM - 8:45AM	Opening Flag Ceremony
9:00AM - 11:30AM	Station 1 Health & Fitness
11:30AM - 12:30PM	Lunch
12:30PM - 2:30PM	Station 2 Shooting Sports
2:30PM - 4:30PM	Station 4 Old Dining Hall (Outside)
4:30PM - 6:00PM	Station 3 Dining Hall (Outside)
6:00PM - 8:00PM	Dinner
8:00PM - 9:00PM	Camp Fire Program
9:00PM - 11:00PM	Spooky Trail
11:00PM	Camp Site (Lights Out)



2021 Spooktacular Wolf & Bear



Bear



Bear Necessities - 33% Complete



Fur, Feathers, & Ferns - 40% Complete




Bear Picnic Basket - 40% Complete

Wolf & Bear

Color: Blue

8:30AM - 8:45AM	Opening Flag Ceremony
9:00AM - 11:30AM	Station 1 Health & Fitness
11:30AM - 12:30PM	Lunch
12:30PM - 2:30PM	Station 2 Shooting Sports
2:30PM - 4:30PM	Station 4 Old Dining Hall (Outside)
4:30PM - 6:00PM	Station 3 Dining Hall (Outside)
6:00PM - 8:00PM	Dinner
8:00PM - 9:00PM	Camp Fire Program
9:00PM - 11:00PM	Spooky Trail
11:00PM	Camp Site (Lights Out)



2021 Spooktacular WEBELOS I & II

Webelos I & II

Color: Green

8:30AM - 8:45AM	Opening Flag Ceremony
9:00AM - 12:00AM	Station 2 Shooting Sports
12:00AM - 1:00PM	Lunch
1:00PM - 3:00PM	Station 3 Dining Hall (Outside)
3:00PM - 4:30PM	Station 1 Health & Fitness
4:30PM - 6:00PM	Station 4 Old Dining Hall (Outside)
6:00PM - 8:00PM	Dinner
8:00PM - 9:00PM	Camp Fire Program
9:00PM - 11:00PM	Spooky Trail
11:00PM	Camp Site (Lights Out)



Stronger Faster Higher
-100% Complete



Sportsman
-100% Complete



WEBELOS Walkabout
-50% Complete




Into the Woods
-40% Complete



Cast Iron Chef
-100% Complete



Outdoor Adventurer
-80% Complete



2021 Spooktacular Shooting Sports

ARCHERY REQUIREMENTS

LEVEL 1: PARTICIPATION AND KNOWLEDGE (ALL RANKS)

1. Demonstrate how to follow archery range safety rules and whistle commands.
2. Identify and name a recurve bow and/or compound bow.
3. Explain and demonstrate how to apply and use arm guards, finger tabs, and quivers.
4. On an approved range, demonstrate how to safely and effectively shoot a bow and arrow, including how to establish a correct stance, nock the arrow, hook and grip the bow, raise the bow, draw, anchor, hold, aim, and release/follow through.
5. On an approved range, demonstrate how to safely retrieve arrows after the range is clear and the command to retrieve arrows has been provided.

LEVEL 2: SKILL AND KNOWLEDGE

To earn the Level 2 Skill and Knowledge recognition, Cub Scouts must complete the Level 1 Participation and Knowledge requirements, and do the following:

- Tigers must complete S1–S3 from the Tiger column.
- Wolves must complete S1–S4 from the Wolf column.
- Bears must complete S1–S4 from the Bear column.
- Webelos and Arrow of Light Scouts must complete S1–S4 from the Webelos/Arrow of Light column.

	Tiger	Wolf	Bear	Webelos/Arrow of Light
S1	Identify three parts of the arrow and three major parts of the bow you will be shooting.	Identify three parts of the arrow and four major parts of the bow you will be shooting.	Identify four parts of the arrow and five major parts of the bow you will be shooting.	Identify five parts of the arrow and six major parts of the bow you will be shooting.
S2	Shoot three arrows at a target on an approved range; then repeat and do your best to improve your score. (Shoot a total of six arrows.)	Shoot five arrows at a target on an approved range; then repeat and do your best to improve your score. (Shoot a total of 10 arrows.)	Shoot five arrows at a target on an approved range; then repeat twice and do your best to improve your score each time. (Shoot a total of 15 arrows.)	Shoot five arrows at a target on an approved range; then repeat three times and do your best to improve your score each time. (Shoot a total of 20 arrows.)
S3	Demonstrate proper range commands, and explain how and when to use them.	Demonstrate proper range commands, and explain how and when to use them.	Demonstrate proper range commands, and explain how and when to use them.	Demonstrate proper range commands, and explain how and when to use them.
S4		Tell five facts about archery in history or literature.	Tell five facts about archery in history or literature.	Tell five facts about archery in history or literature.



2021 Spooktacular Shooting Sports

BB GUN REQUIREMENTS

LEVEL 1: PARTICIPATION AND KNOWLEDGE [ALL RANKS]

1. Explain what you should do if you find a gun. Recite the four safety reminders.
2. On an approved range in your city or state, explain how to use the safety mechanism, and demonstrate how to properly load, fire, and secure the BB gun.
3. On an approved range, demonstrate to qualified leadership good shooting techniques, including eye dominance, shooting shoulder, breathing, sight alignment, trigger squeeze, and follow-through.
4. On an approved range, show how to put away and properly store BB gun shooting equipment after use.

LEVEL 2: SKILL AND KNOWLEDGE

To earn the Level 2 Skill and Knowledge recognition, Cub Scouts must complete the Level 1 Participation and Knowledge requirements, and do the following:

- Tigers must complete S1–S3 from the Tiger column.
- Wolves and Bears must complete S1–S4 from the Wolf/Bear column.
- Webelos and Arrow of Light Scouts must complete S1–S4 from the Webelos/Arrow of Light column.

	Tiger	Wolf/Bear	Webelos/Arrow of Light
S1	Demonstrate one of the positions associated with shooting BB guns.	Demonstrate one of the positions associated with shooting BB guns.	Demonstrate the prone, bench, and sitting positions associated with shooting BB guns.
S2	On an approved range, fire five BBs at the "TIGER" target. Score your target; then repeat and do your best to improve your score. (Fire a total of 10 BBs.)	On an approved range, fire five BBs at the "CUB SCOUT" target. Score your target; then repeat twice and do your best to improve your score each time. (Fire a total of 15 BBs.)	On an approved range, fire five BBs at the "WEBELOS/AOL" target. Score your target; then repeat three times and do your best to improve your score. (Fire a total of 20 BBs.)
S3	Demonstrate proper range commands, and explain how and when to use them.	Demonstrate proper range commands, and explain how and when to use them.	Demonstrate proper range commands, and explain how and when to use them.
S4		Tell five facts about the history of BB guns.	Tell five facts about the history of BB guns.



2021 Spooktacular Shooting Sports

SLINGSHOT REQUIREMENTS

LEVEL 1: PARTICIPATION AND KNOWLEDGE (ALL RANKS)

1. On an approved range, demonstrate to qualified leadership good shooting techniques, including eye dominance, breathing, sight alignment, and follow-through.
2. On an approved range, explain the parts of a slingshot and demonstrate how to properly use them.
3. Explain the different types of ammunition that may be used with a slingshot and those that may not be used.
4. Explain the different types of targets that may be used with a slingshot and those that may not be used.

LEVEL 2: SKILL AND KNOWLEDGE

To earn the Level 2 Skill and Knowledge recognition, a Cub Scout must complete the Level 1 Participation and Knowledge requirements, and do the following:

- Tigers must complete S1–S3 from the Tiger column.
- Wolves must complete S1–S3 from the Wolf column.
- Bears must complete S1–S3 from the Bear column.
- Webelos and Arrow of Light Scouts must complete S1–S3 from the Webelos/Arrow of Light column.

	Tiger	Wolf	Bear	Webelos/Arrow of Light
S1	On an approved range, shoot three shots at a target; then repeat and do your best to improve your score. (Shoot a total of six shots.)	On an approved range, shoot five shots at a target; then repeat and do your best to improve your score. (Shoot a total of 10 shots.)	On an approved range, shoot five shots at a target; then repeat twice and do your best to improve your score each time. (Shoot a total of 15 shots.)	On an approved range, shoot five shots at a target; then repeat three times and do your best to improve your score each time. (Shoot a total of 20 shots.)
S2	Demonstrate proper range commands and explain how and when to use them.	Demonstrate proper range commands and explain how and when to use them.	Demonstrate proper range commands and explain how and when to use them.	Demonstrate proper range commands and explain how and when to use them.
S3	On an approved range, try shooting with your non-dominant hand.	On an approved range, try shooting with your non-dominant hand.	On an approved range, try shooting with your non-dominant hand.	On an approved range, try shooting with your non-dominant hand.



2021 Spooktacular Shooting Sports

Archery & Slingshot

- Divided Into Stations
Weapon Handling
Range Commands
Firing the Weapon

BB Gun

- Divided Into Stations
Weapon Handling
Range Commands
Firing the Weapon



2021 Spooktacular - Health & Fitness Center



Teamwork – Rules – Sportsmanship – Referees

- What does it mean to be “physically fit”? (Scout Law)
- Stretching (Warming Up – Cooling Down)
- Kangaroo Hop – Wheelbarrow – Crab Crawl – Leap Frog Relay
- Obstacle Course (roll, zigzag run, jump, crawl)
- Tug of War, Kick ball
- Service Project - Fill a Bag trash pick-up (Lions & Tigers)



2021 Spooktacular - New Dining Hall



Nutrition – Health – Healthy Foods

- Nutrition Talk Balanced Plate-Meal
- Build a plate (toy foods or coloring)
<https://www.myplate.gov/life-stages/kids>
- Create healthy trail food (make your own trail mix)
- Good Food Choices Game
- <https://heas.health.vic.gov.au/early-childhood-services/curriculum-activities/healthy-eating-games-and-activities>
- Service Project – Clean the Dining Hall (WEBELOS)
- Cast Iron Chef (WEBELOS Only)



2021 Spooktacular - Old Dining Hall (Outside)



Essential 6 – Outdoor Code – Hike

- Essential 6 items for a hike
- Outdoor Code - Trek Lightly
- (Lions: SAW: Stay, Answer, Whistle)
- Hike – Identify plants and, signs of insets, animals, reptiles, birds etc.
- Service Project - Fill a Bag trash pick-up (Wolf & Bears)



2021 Spooktacular - Volunteers

Schedule by Station

Station 1 Health & Fitness Center

9:00AM – 11:30AM	Wolf & Bear
12:30PM – 3:00PM	Lion & Tigers
3:00PM – 4:30PM	WEBELOS I & II

Station 2 Shooting Sports

9:00AM – 12:00PM	WEBELOS I & II
12:30PM – 2:30PM	Wolf & Bear
4:30PM – 6:00PM	Lion & Tigers

Station 3 Dining Hall (Outside)

1:00PM – 3:00PM	WEBELOS I & II
3:00PM – 4:30PM	Lions & Tigers
4:30PM – 6:00PM	Wolf & Bear

Station 4 Old Dining Hall (Outside)

9:00AM – 11:00AM	Lions & Tigers
2:30PM – 4:30PM	Wolf & Bear
4:30PM – 6:00PM	WEBELOS I & II

Lunch

11:00AM – 12:30PM	Lions & Tigers
11:30AM – 12:30PM	Wolf & Bear
12:00PM – 1:00PM	WEBELOS I & II

- Must Register
- Troops & Crews
- Provide an Example of Scouting Principles for our Cub Scouts
- \$10 for Volunteers
- Lunch and Dinner Included
- Shirt Included
- Facial Masks are required



2021 Spooktacular - Costs

Cub Scouts (Kinder – WEBELOS II)

\$40 per scout, sibling, tag-a-long

\$30 Per Adult

Includes Patch, Shirt, Lunch, Dinner, Healthy Snack, and
all Camp Activities

Cub Scouts (Kinder – WEBELOS II)

\$20 per scout, sibling, tag-a-long

\$10 Per Adult

Does NOT Include Patch, Shirt, Lunch, and Dinner

Late Registration: Midnight, Saturday, October 16th

Late Fees will be applied.

Last Day to Register: Midnight, Saturday, October 23rd



2021 Spooktacular – Patch & Shirt

