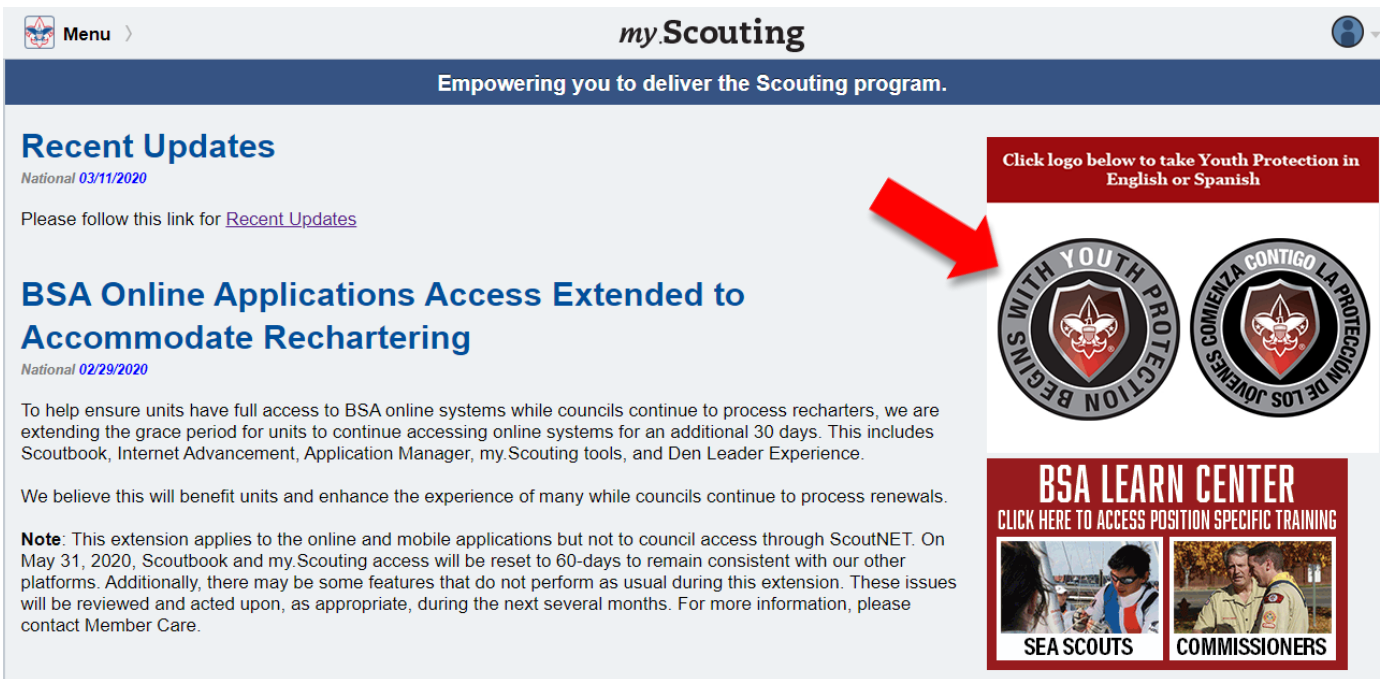


## HOW TO GUIDE FOR TAKING YOUTH PROTECTION TRAINING

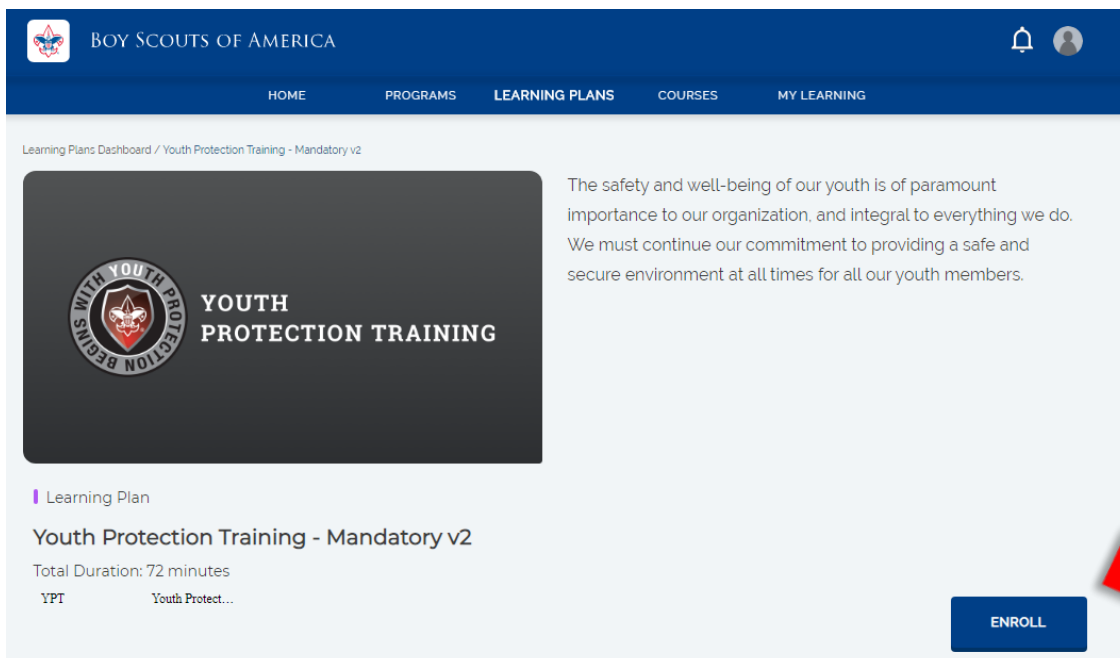
(Recommended Browsers are Google Chrome for the PC or Safari for the MAC).

1. Go to <http://my.scouting.org>
2. Enter your login name and password.
3. On the opening page of my.scouting.org, click on the Youth Protection logo for English or Spanish.



The screenshot shows the my.Scouting homepage. At the top, there is a navigation bar with a "Menu" button and the my.Scouting logo. Below the navigation bar is a banner that reads "Empowering you to deliver the Scouting program." The main content area features a "Recent Updates" section with a link to "Recent Updates" and a headline "BSA Online Applications Access Extended to Accommodate Rechartering". To the right of the updates, there is a red box with the text "Click logo below to take Youth Protection in English or Spanish" and two circular logos for Youth Protection in English and Spanish. Below the logos is another red box with the text "BSA LEARN CENTER" and "CLICK HERE TO ACCESS POSITION SPECIFIC TRAINING", with two smaller images labeled "SEA SCOUTS" and "COMMISSIONERS". A red arrow points from the text in the first red box to the Youth Protection logos.

4. On the Youth Protection page of the BSA Learn Center select the enroll button to add Youth Protection training to your account.

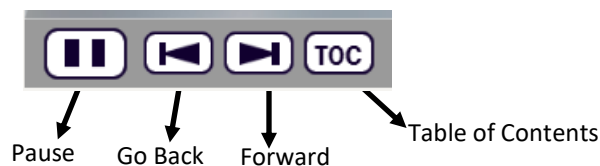


The screenshot shows the BSA Learn Center page for Youth Protection Training. The page has a blue header with the Boy Scouts of America logo and navigation links for HOME, PROGRAMS, LEARNING PLANS, COURSES, and MY LEARNING. The main content area features a large graphic with the Youth Protection Training logo and the text "YOUTH PROTECTION TRAINING". To the right of the graphic is a paragraph of text: "The safety and well-being of our youth is of paramount importance to our organization, and integral to everything we do. We must continue our commitment to providing a safe and secure environment at all times for all our youth members." Below the graphic, there is a section for "Learning Plan" with the title "Youth Protection Training - Mandatory v2" and a "Total Duration: 72 minutes". At the bottom right of the page, there is a blue "ENROLL" button. A red arrow points to the "ENROLL" button.

5. Select the arrow button on the middle of your screen. When you are ready to begin training select the START button on the module.

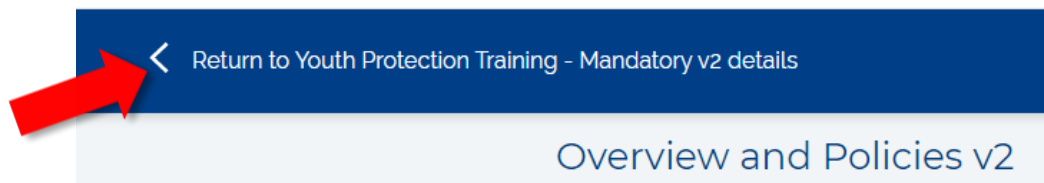


Navigation tools include:

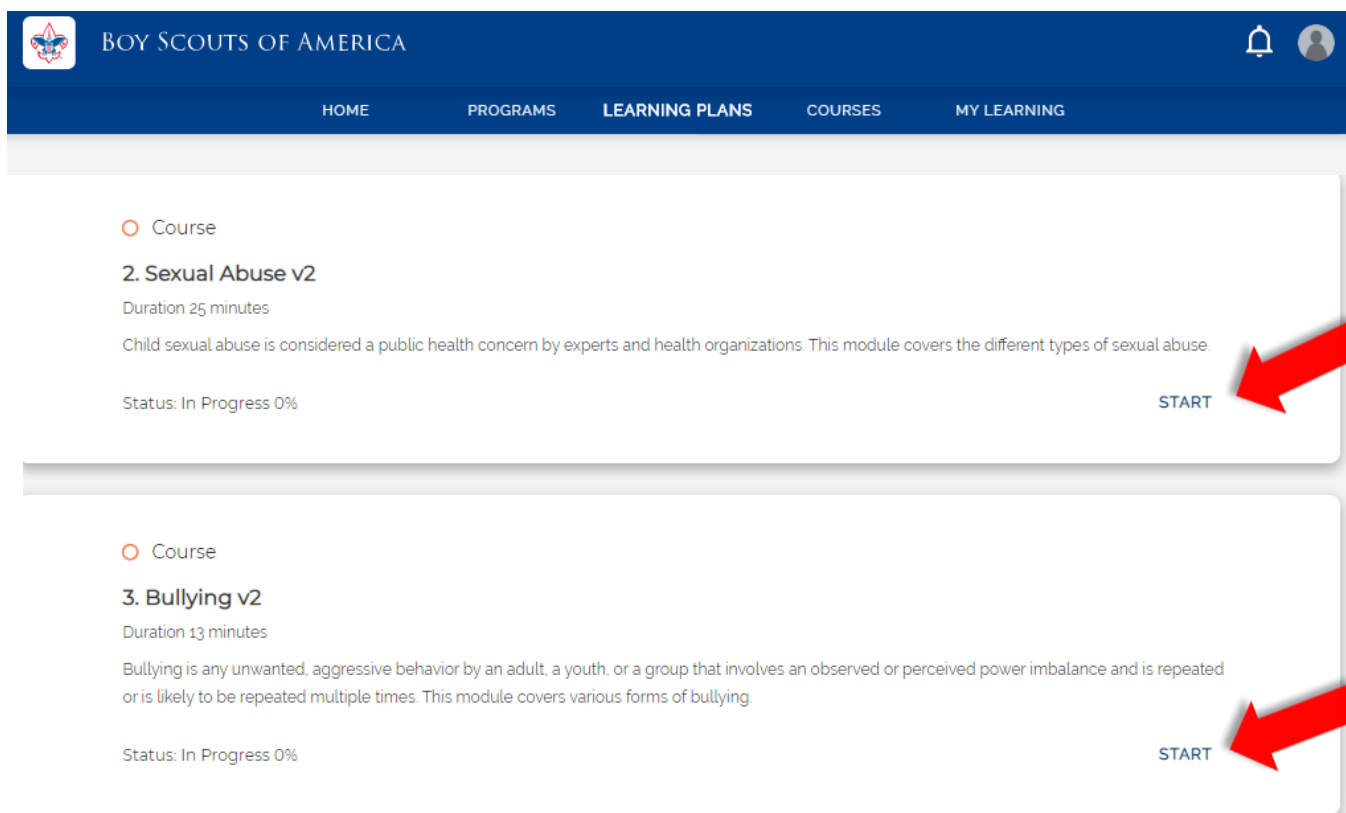


**NOTE: In order to meet timing for state regulations, you will not be able to fast forward (button will be grayed out) until the audio finishes playing for each slide. Once the audio is completed, the forward button will be appear. Click the forward button to proceed.**

6 Upon completion of each course select the arrow to “Return to Youth Protection Training”.



7 You may now complete the other 2 modules by selecting the START button.



8 The Youth Protection Training consists of three modules and a test module. All four modules will need to be completed to be considered trained for the Youth Protection Training. Once you have completed the 3 courses you may take the YPT Certification Test. Select the START button to take the test.

○ Course

**4. YPT Certification Test v2**

Duration 10 minutes

This exam must be passed with a 75% or better passing criteria along with the other mandatory modules to receive credit for the YPT course.

Status: In Progress 0%

**START**

9. When the four modules have been completed you will see a YO1 completion along with the date you completed the training will show on my. Scouting.org by selecting from the pulldown menu “My Training” from the “YPT” tab in my. Scouting.org.

My Training > my.Scouting

YPT Training Center Requirements Completions

**My Youth Protection Training**

Select one of the Youth Protection Trainings below. New leaders are required to take Youth Protection Training prior to registration and before volunteer service with youth begins. To take other BSA trainings, select the Training Center tab. To view and take trainings specific to your position, select the Requirements tab.

[For additional guidance on YPT click here](#)

YPT Status: **ACTIVE** Print YPT Certificate:

Youth Protection Training Certification	YO1	Completed 03/01/2018 Expires 03/01/2020	Take Course >

10. You may now print out a Youth Protection Training Certificate by selecting the printer icon.

My Training > my.Scouting

YPT Training Center Requirements Completions

**My Youth Protection Training**

Select one of the Youth Protection Trainings below. New leaders are required to take Youth Protection Training prior to registration and before volunteer service with youth begins. To take other BSA trainings, select the Training Center tab. To view and take trainings specific to your position, select the Requirements tab.

[For additional guidance on YPT click here](#)

YPT Status: **ACTIVE** Print YPT Certificate:

Youth Protection Training Certification	YO1	Completed 03/01/2018 Expires 03/01/2020	Take Course >